

2018

2018 08

)

(

.....	2
.....	5
.....	8
.....	11
.....	22
.....	31
.....	36
.....	37
.....	39
.....	40
.....	144

		50%
		10%
		2018 1 1 -2018 6 30
TPV		
HNBR		

			002838
	Shandong Dawn Polymer Co.,Ltd.		
	Dawn		

	0535-8866557	0535-8866557
	0535-8831026	0535-8831026
	wang.youqing@chinadawn.cn	yh@chinadawn.cn

1

2017

2

2017

	535,092,357.06	449,621,281.37	19.01%
	55,921,966.42	46,960,409.54	19.08%
	50,504,153.61	43,791,972.13	15.33%
	33,326,052.77	-16,377,191.14	
/	0.22	0.19	15.79%
/	0.22	0.19	15.79%
	6.47%	5.97%	0.50%
	1,103,763,649.28	990,600,163.39	11.42%
	878,269,958.59	842,507,992.17	4.24%

1

2

	200,497.44	
	4,862,286.68	
	1,337,528.01	

	-27,150.00	
	100.00	
	955,449.32	
	5,417,812.81	--

1

1

1



2

2008

-

TPV

TPV

2010

2015

TPV

-

TPV

TPV

NSF

TPV

9

973

TPV

TPV

2006

TPV

TPV

2018

55,921,966.42 535,092,357.06 19.01%
19.08%

TPV

ERP

2018 1

HNBR 3

4

96

HNBR

2018 3 16

29990

2018 4 25

2018 6 6

24000

80%

	535,092,357.06	449,621,281.37	19.01%	
	429,470,491.55	355,762,104.72	20.72%	
	16,567,495.68	12,847,855.63	28.95%	
	26,511,582.92	21,932,612.85	20.88%	
	1,360,172.70	1,257,088.15	8.20%	
	7,699,156.82	8,588,953.85	-10.36%	
	15,133,232.07	11,392,702.15	32.83%	
	33,326,052.77	-16,377,191.14		
	-166,172,060.31	-132,401,822.67	-25.51%	
	75,825,620.94	-106,561,047.62		
	-56,701,852.77	-255,308,758.70	77.79%	

	535,092,357.06	100%	449,621,281.37	100%	19.01%
	535,092,357.06	100.00%	449,621,281.37	100.00%	19.01%
	285,149,755.18	53.29%	227,206,081.16	50.53%	25.50%

1

	57,865,135.69	5.24%	74,906,502.27	8.10%	-2.86%	
	244,390,716.89	22.14%	193,131,010.66	20.89%	1.25%	
	152,488,930.26	13.82%	124,334,378.67	13.45%	0.37%	
			6,071,870.80	0.66%	-0.66%	
	82,463,980.92	7.47%	12,994,595.33	1.41%	6.06%	
	181,729,806.42	16.46%	153,822,956.87	16.64%	-0.18%	
	102,367,833.98	9.27%	31,642,930.26	3.42%	5.85%	3000
	50,000,000.00	4.53%	0.00	0.00%	4.53%	

2

3

1

2

			73,000,000.00	99.97%			5		7300	0.00	-180,129.25		2018 03 17	
														2018- 021
	--	--	73,000,000.00	--	--	--	--	--	--	0.00	-180,129.25	--	--	--

3

4

5

6

PP				45	2017 10 25	2018 10 25	39.69	0	42.02	0.05%	0.31	

7

1



)					(2)/(1)				
TPV		14,550.8	14,550.8	3,388.48	11,004.76	75.63%				
		7,300	7,300	396.65	6,940.07	95.07%				

(TPIIR)

5,000

--	--

3

4

--	--	--

8

1

2

10%

			1493.47	131,971,136.44	95,331,385.55	93,008,624.88	6,098,487.97	5,894,412.43
			1500	62,796,108.28	13,433,888.13	0.00	-926,975.01	-926,475.01

			1,200	176,809,711.89	19,310,011.86	91,307,763.08	-2,566,741.87	-2,546,118.63

2018 1-9

2018 1-9

2018 1-9		30.00%		50.00%
2018 1-9		8,604.88		9,928.71
2017 1-9				6,619.14

TPV

PP ABS PA EPDM

1



				2014 10 21	12	

			25%			
			6			
			6			
			50%			
			6			
			20			
			6	2014 10		6
				21		
			6			

			1 2			
			3			

2017 10 23 < 2017 11 9 2017 >
 2018 1 31 12 2018 1 31 2019 1 31
 2018-006 2017

1

						900.55	2.26%	1,700					
						0.99	0.00%	0					
						69.72	0.18%	1,950				2018 03 27	
						285.82	0.72%	500					
						158.57	0.30%	540					2018

						67.91	0.13%	200					
						94.52	0.20%	300					2018-0 29
				--	--	1,578.08	--	5,190	--	--	--	--	--

2

3

4

5

1

1

2

3

2

3

1

2

1

2**3**

		/
1.		
2.		
3.		
4.		
5.		
6.		
7.		
8.		
9.		

4

HNBR 3
2018 3 27
2018-027

1

	94,500,000	75.00%	0	0	94,500,000	-12,307,356	82,192,644	176,692,644	70.12%
1	0	0.00%	0	0	0	0	0	0	0.00%
2	0	0.00%	0	0	0	0	0	0	0.00%
3	94,500,000	75.00%	0	0	94,500,000	-12,307,356	82,192,644	176,692,644	70.12%
	61,127,878	48.51%	0	0	61,127,878	0	61,127,878	122,255,756	48.51%
	33,372,122	26.49%	0	0	33,372,122	-12,307,356	21,064,766	54,436,888	21.61%
4	0	0.00%	0	0	0	0	0	0	0.00%
	0	0.00%	0	0	0	0	0	0	0.00%
	0	0.00%	0	0	0	0	0	0	0.00%
	31,500,000	25.00%	0	0	31,500,000	12,307,356	43,807,356	75,307,356	29.88%
1	31,500,000	25.00%	0	0	31,500,000	12,307,356	43,807,356	75,307,356	29.88%
2	0	0.00%	0	0	0	0	0	0	0.00%
3	0	0.00%	0	0	0	0	0	0	0.00%
4	0	0.00%	0	0	0	0	0	0	0.00%
	126,000,000	100.00%	0	0	126,000,000	0	126,000,000	252,000,000	100.00%

1 2018 1 8

7, 112, 337

645000 633212 75%

					10	10	
	26,259,785	0	26,259,785	52,519,570	10	10	2020 1 6
	5,834,125	5,834,125	0	0			2018 1 8
	645,000	161,250	483,750	967,500	10	10	2018 1 8
	633,212	158,303	474,909	949,818	10	10	2018 1 8
	94,500,000	6,153,678	88,346,322	176,692,644	--	--	

3

	4,810		0
--	-------	--	---

				8			
		5%		10			
		48.51%	122,255,756	61,127,878	122,255,756	0	80,000,000
		20.96%	52,810,670	26,550,885	52,519,570	291,100	43,400,000
		2.38%	5,990,152	156,027	0	5,990,152	
2017		2.11%	5,309,900	5,272,200	0	5,309,900	
		1.58%	3,976,476	1,688,238	0	3,976,476	
		0.77%	1,949,902	1,949,902	0	1,949,902	
		0.54%	1,369,880	660,890	0	1,369,880	
		0.51%	1,290,000	645,000	967,500	322,500	
		0.50%	1,266,424	633,212	949,818	316,606	
		0.47%	1,196,836	1,090,375	0	1,196,836	
10	3						
		10					

	5,990,152		5,990,152
2017	5,309,900		5,309,900
	3,976,476		3,976,476
	1,949,902		1,949,902

			0	0	0	0	0	0	0
			26,259,785	26,550,885	0	52,810,670	0	0	0
			0	0	0	0	0	0	0
			645,000	645,000	0	1,290,000	0	0	0
			633,212	633,212	0	1,266,424	0	0	0
			0	0	0	0	0	0	0
			0	0	0	0	0	0	0
			0	0	0	0	0	0	0
			0	0	0	0	0	0	0
			0	0	0	0	0	0	0
			0	0	0	0	0	0	0
			0	0	0	0	0	0	0
			0	0	0	0	0	0	0
			0	0	0	0	0	0	0

			2018 01 01	

1

	57,865,135.69	81,627,897.57
	420,182.74	391,419.88
	110,435,625.48	80,862,046.88
	244,390,716.89	235,650,533.03
	16,688,528.12	14,371,922.86
	673,246.58	778,944.21
	2,540,714.64	1,200,439.65
	152,488,930.26	148,669,840.74

	46,778,627.59	95,633,915.59
	632,281,707.99	659,186,960.41
	10,000,000.00	10,000,000.00
	82,463,980.92	10,917,169.48
	181,729,806.42	171,641,882.36
	102,367,833.98	56,946,355.03
	63,419,931.18	64,827,805.53
	2,233,128.12	2,164,479.37
	29,267,260.67	14,915,511.21
	471,481,941.29	331,413,202.98
	1,103,763,649.28	990,600,163.39
	50,000,000.00	
	63,459,252.06	85,428,773.80

	10,284,017.88	4,571,370.15
	5,932,664.06	5,900,162.72
	9,038,683.58	9,138,201.28
	50,652,360.53	4,072,664.01
	189,366,978.11	109,111,171.96

	200,246,065.83	326,246,065.83
	37,699,907.07	37,699,907.07
	388,323,985.69	352,562,019.27
	878,269,958.59	842,507,992.17
	878,269,958.59	842,507,992.17
	1,103,763,649.28	990,600,163.39

2

	54,901,242.48	70,653,189.67
	420,182.74	391,419.88
	99,582,656.16	70,582,438.55
	215,731,277.68	195,580,606.75
	14,615,042.15	13,425,798.95
	673,246.58	778,944.21
	43,195,272.13	34,824,065.97
	137,021,153.18	132,928,161.07
	45,000,000.00	95,000,000.00
	611,140,073.10	614,164,625.05

	170,923,087.43	88,242,880.80
	36,126,712.58	38,980,999.26
	36,126,712.58	38,980,999.26
	207,049,800.01	127,223,880.06
	252,000,000.00	126,000,000.00
	193,553,081.53	319,553,081.53
	37,699,907.07	37,699,907.07
	347,880,477.89	318,299,163.70
	831,133,466.49	801,552,152.30
	1,038,183,266.50	928,776,032.36

3

	535,092,357.06	449,621,281.37

	535,092,357.06	449,621,281.37
	476,391,307.39	

	55,921,966.42	46,960,409.54
	0.00	1,671,056.76
1.		
2.		
1.		
2.		
3.		
4.		
5.		
6.		
	55,921,966.42	48,631,466.30
	55,921,966.42	46,960,409.54
		1,671,056.76
	0.22	0.19
	0.22	0.19

4

	442,958,938.74	365,321,411.40
	352,689,256.25	285,651,236.96
	1,499,885.47	1,674,429.64
	13,757,567.90	10,827,595.27
	20,284,506.83	17,239,656.90
	1,203,662.11	631,679.28
	1,421,246.77	-144,166.99
	3,100.00	
	-145,910.55	-3,122,533.24
	-1,453,188.56	-3,877,094.84
-	246,923.77	
	4,154,286.68	2,727,786.67
	56,361,213.31	49,046,233.77
	600.00	381,665.67
	3,703.20	32,003.66
	56,358,110.11	49,395,895.78
	6,616,795.92	7,409,384.37
	49,741,314.19	41,986,511.41
	49,741,314.19	41,986,511.41
1.		

2.		
1.		

	2,710,144.88	1,127,342.20
	294,114,064.25	476,722,026.09
	193,730,109.37	430,146,824.90
	23,683,518.96	19,296,146.63
	20,444,265.20	18,171,923.85
	22,930,117.95	25,484,321.85
	260,788,011.48	493,099,217.23
	33,326,052.77	-16,377,191.14
	357,958.13	106,007.53
	1,443,225.64	1,870,000.00
	1,801,183.77	1,976,007.53
	94,923,244.08	34,377,830.20
	73,000,000.00	
	50,000.00	100,000,000.00
	167,973,244.08	134,377,830.20

	-166,172,060.31	-132,401,822.67
	97,000,000.00	
	47,000,000.00	
	144,000,000.00	
	47,000,000.00	84,000,000.00
	21,174,379.06	22,461,358.33
		99,689.29
	68,174,379.06	106,561,047.62
	75,825,620.94	-106,561,047.62
	318,533.83	31,302.73
	-56,701,852.77	-255,308,758.70
	156,686,131.87	330,215,260.97
	99,984,279.10	74,906,502.27

6

	231,129,742.30	383,247,464.32
	1,695,521.07	464,119.66
	232,825,263.37	383,711,583.98
	161,642,622.07	354,134,502.64
	18,802,657.21	16,540,789.42
	18,561,859.94	14,533,407.05

	27,158,936.01	20,026,462.75
	226,166,075.23	405,235,161.86
	6,659,188.14	-21,523,577.88
	357,958.13	106,007.53
	1,443,225.64	1,870,000.00
	1,801,183.77	1,976,007.53
	60,206,523.12	13,386,912.04
	73,000,000.00	14,850,000.00
	50,000.00	127,989,066.37
	133,256,523.12	156,225,978.41
	-131,455,339.35	-154,249,970.88
	97,000,000.00	
	47,000,000.00	
	144,000,000.00	
	47,000,000.00	59,000,000.00
	21,120,569.05	21,836,649.98
		96,766.23
	68,120,569.05	80,933,416.21
	75,879,430.95	-80,933,416.21
	225,682.18	31,302.73
	-48,691,038.08	-256,675,662.24
	145,711,423.97	328,048,855.11

	97,020,385.89	71,373,192.87
--	---------------	---------------

7

	126,000,000.00				326,246,065.83				37,699,907.07		352,562,019.27	842,507,992.17
	126,000,000.00				326,246,065.83				37,699,907.07		352,562,019.27	842,507,992.17
	126,000,000.00				-126,000,000.00						35,761,966.42	35,761,966.42
											55,921,966.42	55,921,966.42
1												
2												
3												
4												

											-20,160,000.00		-20,160,000.00
1													
2													
3											-20,160,000.00		-20,160,000.00
4													
	126,000,000.00				-126,000,000.00								
1	126,000,000.00				-126,000,000.00								
2													
3													
4													
1													
2													
	252,000,000.00				200,246,065.83				37,699,907.07		388,323,985.69		878,269,958.59

	84,000,000.00				361,553,081.53				29,248,603.75		288,215,554.52	19,751,928.59	782,769,168.39

	84,000				361,553				29,248,	288,215	19,751,	782,769	
	,000.0				,081.53				603.75	,554.52	928.59	,168.39	
	0												
	42,000				-35,307,				8,451,3	64,346,	-19,751	59,738,	
	,000.0				015.70				03.32	464.75	,928.59	823.78	
	0												
										93,797,	1,941,0	95,738,	
										768.07	55.71	823.78	
					6,692,9						-21,692	-15,000,	
					84.30						,984.30	000.00	
1													
2													
3													

2													
3													
4													
1													
2													
	126,000,000.00				326,246,065.83				37,699,907.07		352,562,019.27		842,507,992.17

8

	126,000,000.00				319,553,081.53					37,699,907.07	318,299,163.70	801,552,152.30	
	126,000,000.00				319,553,081.53					37,699,907.07	318,299,163.70	801,552,152.30	
	126,000,000.00				-126,000,000.00						29,581,314.19	29,581,314.19	
											49,741,314.19	49,741,314.19	
1													

2											
3											
4											
										-20,160,000.00	-20,160,000.00
1											
2										-20,160,000.00	-20,160,000.00
3											
	126,000,000.00				-126,000,000.00						
1	126,000,000.00				-126,000,000.00						
2											
3											
4											
1											
2											
	252,000,000.00				193,553,081.53				37,699,907.07	347,880,477.89	831,133,466.49

	84,000,000.00				361,553,081.53				29,248,603.75	263,237,433.78	738,039,119.06

	84,000,000.00				361,553,081.53				29,248,603.75	263,237,433.78	738,039,119.06
	42,000,000.00				-42,000,000.00				8,451,303.32	55,061,729.92	63,513,033.24
										84,513,033.24	84,513,033.24
1											
2											
3											
4											
									8,451,303.32	-29,451,303.32	-21,000,000.00
1											

	126,000, 000.00				319,553,0 81.53				37,699,90 7.07	318,299 ,163.70	801,552,1 52.30

(

2010 12 29

370681228007455

2002 12 6

3706812800745

63,000,000.00

500,000.00

2002 12 6

2003 12 17

2010 1 28

400,000.00

8]T2860.5150C 10.5 Tf1 0 0 1 172.22 527304 T110101000C>-3C0A280EB5082A4374418073143744801082A40

25	2012	7-016			
	2016 12 02			[2016]2989	2016 12 30
		21,000,000		1	15.28
		320,880,000.00			
				28,709,433.98	
292,170,566.02		2016 12 30			84,000,000.00
			2016 12 30		2016 010160
	2017 5 23	2016		2016	84,000,000.00
		10 5		126,000,000.00	
	2018 3 23			2017	126,000,000
		10 10		252,000,000.00	

1.

2.

3.

1.

2

1

1

1.

2

1

2

1 1 12 31

3

4

5

1

2

A

22

B

6

1

2017 12 31

2

3

4

5

6

7

1

2

13

8

8

8

9

1

2

10

1

2

A

B

C

D

A

B

C

D

A

B

a

b

c

d

e

f

g

h

i

C

a

b

35%

3

A

B

4

5

1	1	5.00%	5.00%
1	2	10.00%	10.00%
2	3	20.00%	20.00%
		50.00%	50.00%
3	4		

6

13

1

3

8

2

22

14

1

A

B

a

b

c

d

A

B

C

D

7 -

12 --

2

22

3

4

15

1

2

3

4

16**1**

1

2

		20	5	4.75
		10	5	9.50
		5	5	19.00
		5	5	19.00

3**17**

1

2

3

18

1

3

2

19

20

21

1

1

2

A

2

22

1

2

3

4

5

6

7

8

-

23

24

1

2

3

4

25

1

2

26

1

2

3

4

27

28

1

2

A

B

3

29

1

2

30

/

1

2

31

1

1

2

32

33

1

2

34

1.

2018 6 2018 ([2018]15)
 1 2
 3
 4 5
 6 7 8
 /

1

	2018 32 2018 5 1 17% 11% 16% 10%	17% 16%
		7.00%
		15.00% 25.00%
		3%
		2%
		0.5%

	15%
	15%
	25%

2

2017 12 28 2017
 2013 12 12 2013 2016

15%

3**1**

	78,807.75	44,934.13
	54,905,471.35	61,641,197.74
	2,880,856.59	19,941,765.70
	57,865,135.69	81,627,897.57

2

	420,182.74	391,419.88
	420,182.74	391,419.88

3**4****1**

	108,478,025.48	79,572,246.88
	1,957,600.00	1,289,800.00

	110,435,625.48	80,862,046.88
--	----------------	---------------

2

--	--

3

	262,327,169.04	
	262,327,169.04	

4

	0.00
	0.00

5

1

	258,612,631.14	99.80%	14,221,914.25						

1			
1	251,987,745.20	12,599,387.27	5.00%
1 2	2,817,011.48	281,701.15	10.00%
2 3	1,897,706.91	379,541.38	20.00%
3 4	1,870,327.61	935,163.81	50.00%
4 5	27,438.60	13,719.30	50.00%
5	12,401.34	12,401.34	100.00%
	258,612,631.14	14,221,914.25	5.50%

2

377,217.68

0.00

--	--	--

3

--	--

--	--	--	--	--	--

4

	2018 6 30	46,764,112.80	2018 6 30
18.05%	2018 6 30	2,338,205.63	

5

6

6

1

1				

7

1

	673,246.58	778,944.21
	673,246.58	778,944.21

2

--	--	--	--	--

8

1

()		
-----	--	--

2

1

()				
-----	--	--	--	--

9

1

	2,701,65	100.00%	160,940.	5.96%	2,540,714	1,278,5	5.45	81	.64	55.61

	2,701,655.45	100.00%	160,940.81	5.96%	2,540,714.64	1,278,555.61	100.00%	78,115.96	6.11%	1,200,439.65

1			
1	2,268,021.63	113,401.08	5.00%
1 2	391,870.36	39,187.04	10.00%
2 3	41,763.46	8,352.69	20.00%
	2,701,655.45	160,940.81	5.96%

2

82,824.85

0.00

--	--	--

3

--	--

--	--	--	--	--	--

4

	1,751,428.88	905,618.60
	217,903.48	171,887.58
	251,323.09	200,049.43
	481,000.00	1,000.00
	2,701,655.45	1,278,555.61

5

		518,300.00	1		19.18%	25,915.00
		480,000.00	1		17.77%	24,000.00
		314,570.36	1	1-2	11.64%	26,457.04
		174,000.00	1	1-2	6.44%	12,690.00
		170,217.72	1		6.30%	8,510.89
	--	1,657,088.08	--		61.33%	97,572.93

6

--	--	--	--	--

7

8

10

1

	78,133,869.84		78,133,869.84	79,418,674.29		79,418,674.29
	56,506,849.95		56,506,849.95	51,578,019.91		51,578,019.91
	17,848,210.47		17,848,210.47	17,673,146.54		17,673,146.54
	152,488,930.26		152,488,930.26	148,669,840.74		148,669,840.74

4

2

3

4

--	--

11

--	--	--	--	--

12

--	--	--

13

	45,000,000.00	95,000,000.00
	1,778,627.59	633,915.59
	46,778,627.59	95,633,915.59

14

1

	10,000,000.00		10,000,000.00	10,000,000.00		10,000,000.00
	10,000,000.00		10,000,000.00	10,000,000.00		10,000,000.00
	10,000,000.00		10,000,000.00	10,000,000.00		10,000,000.00

2

--	--	--	--	--

3

	10,000,000.00			10,000,000.00					10.00%
	10,000,000.00			10,000,000.00					--

4




5



15

1




2



3

16

1



2

3

17

	10,917,16 9.48			-1,273,05 9.31						9,644,110 .17	
	10,917,16 9.48			-1,273,05 9.31						9,644,110 .17	
	0.00	73,000,00 0.00		-180,129. 25						72,819,87 0.75	
		73,000,00 0.00		-180,129. 25						72,819,87 0.75	
	10,917,16 9.48	73,000,00 0.00		-1,453,18 8.56						82,463,98 0.92	

18

1

2

3

--	--	--

19

1

1.	75,408,897.71	181,729,806.42

	102,367,833.98		102,367,833.98	56,946,355.03		56,946,355.03
--	----------------	--	----------------	---------------	--	---------------

2

--	--	--	--	--	--	--	--	--	--	--	--	--	--

	185,330,	18,445,7	29,450,0		47,895,7	
TPV	000.00	24.49	71.97		96.46	46.33%

21

--	--	--

22

--	--	--

23

1

2

24

25

1

1.	67,779,999.20	10,811,708.47			78,591,707.67
2.					
1					
2					

3					
3.					
1					
4.	67,779,999.20	10,811,708.47			78,591,707.67
1.	8,348,655.00	5,415,247.14			13,763,902.14
2.					
1	651,703.53	756,170.82			1,407,874.35
3.					
1					
4.	9,000,358.53	6,171,417.96			15,171,776.49
1.					
2.					
1					
3.					
1					
4.					
1.	58,779,640.67	4,640,290.51			63,419,931.18
2.	59,431,344.20	5,396,461.33			64,827,805.53

7.32%

2

--	--	--

26

--	--	--	--	--

27

1

--	--	--	--	--

2

--	--	--	--	--

28

--	--	--	--	--	--

29

/

1

	14,887,520.77	2,233,128.12	14,429,862.53	2,164,479.37
	14,887,520.77	2,233,128.12	14,429,862.53	2,164,479.37

2

3

	29,267,260.67	14,915,511.21
	452,021.62	452,021.62
	-452,021.62	-452,021.62
	29,267,260.67	14,915,511.21

31

1

	50,000,000.00	
	50,000,000.00	

2

--	--	--	--	--

32

--	--	--

33

34

--	--	--

35

1

	47,593,687.66	55,982,666.01
	3,719,979.99	20,136,339.27
	9,340,438.80	5,938,966.51
	2,805,145.61	3,370,802.01
	63,459,252.06	85,428,773.80

2

1

--	--	--

36

1

1	1	10,123,556.40	4,408,223.97	
1	2	2	76,639.21	76,639.71
2	3	3	31,145.25	31,483.45
3			52,677.02	55,023.02
			10,284,017.88	4,571,370.15

2

1

--	--	--

--	--

37

1

--	--

38

	2,655,894.11	2,580,402.99
	5,468,927.77	5,431,680.13
	249,502.04	349,800.80
	106,929.46	149,914.61
	71,286.32	99,943.09
	15,641.64	24,985.75
	252,180.99	241,015.28
	109,514.19	109,514.21
	74,190.06	96,077.70
	34,617.00	54,866.72
	9,038,683.58	9,138,201.28

39



45

1



46

1



48

1

--	--	--

2

--	--	--

--	--	--

--	--	--

49

--	--	--	--	--	--

50

--	--	--	--

51

	38,980,999.26	2,008,000.00	4,862,286.68	36,126,712.58	
	38,980,999.26	2,008,000.00	4,862,286.68	36,126,712.58	--

								/
1 3	3,800,000.00			380,000.00			3,420,000.00	
2	6,483,333.34			500,000.00			5,983,333.33	
3 1 /	725,333.33			128,000.00			597,333.33	
4	1,283,333.33			100,000.00			1,183,333.33	
5 TPV	591,666.67			50,000.00			541,666.67	
6	1,502,666.66			116,500.00			1,386,166.66	
7 2	439,500.00			45,000.00			394,500.00	
8 "8515"	1,050,383.33			78,350.00			972,033.34	

9	440,833.33			42,500.00			398,333.33	
10 2	150,000.00			20,000.00			130,000.00	
11	87,500.00			15,000.00			72,500.00	
12 500 /	68,333.33			12,500.00			55,833.33	
13 IIR/PP TPV	95,000.00			10,000.00			85,000.00	
14	108,333.32			10,000.00			98,333.32	
15	5,485,764.28			410,000.00			5,075,764.28	
16 5000T	258,683.33			18,700.00			239,983.33	
17	5,889,437.37			400,000.00			5,489,437.37	

18	380,416.67			27,500.00			352,916.67	
19 2.1 TPV	691,666.67			50,000.00			641,666.67	
20 30000 /	1,436,666.67			80,000.00			1,356,666.67	
21	1,363,337.62			75,000.01			1,288,337.61	
22 CTI PBT	33,333.34			16,666.67			16,666.67	
23	1,683,333.33			100,000.00			1,583,333.33	
24	252,500.00			15,000.00			237,500.00	

29 / VOC	1,000,000.00			8,333.33			991,666.67	
30 SiTPV	600,000.00						600,000.00	
31	1,000,000.00			41,666.67			958,333.33	
32		1,300,000.00		1,300,000.00				
33.		500,000.00	500,000.00					
34.		108,000.00	108,000.00					
35.		100,000.00	100,000.00					
	38,980,999.26	2,008,000.00	708,000.00	4,154,286.68			36,126,712.58	--

52

--	--	--

53

		+ -					
	126,000,000.00			126,000,000.00		126,000,000.00	252,000,000.00

2018 3 23

10 10

2017

126,000,000

252,000,000.00

54

1

2

55

	326,246,065.83		126,000,000.00	200,246,065.83
	326,246,065.83		126,000,000.00	200,246,065.83

2018 3 23

126,000,000

20,160,000.00

2017

10 10 10

2017

1.60

56

--	--	--	--	--

57

58

--	--

	5,324,650.26	3,777,797.06
	2,066,812.08	2,138,954.15
	1,185,389.33	2,605,067.53
	1,799,219.49	1,067,516.65
	170,701.20	
	831,578.49	950,575.31
	15,133,232.07	11,392,702.15
	26,511,582.92	21,932,612.85

65

	1,014,379.06	1,461,358.33
	142,238.71	335,262.20
	872,140.35	1,126,096.13
	318,533.82	31,302.73
	169,498.53	99,689.29
	1,360,172.70	1,257,088.15

66

	460,042.53	-970,408.89
	460,042.53	-970,408.89

67

	3,100.00	

	3,100.00	
--	----------	--

68

	-1,453,188.56	-3,877,094.84
	-30,250.00	
	1,337,528.01	754,561.60
	-145,910.55	-3,122,533.24

69

"_"	246,923.77	

70

	4,154,286.68	2,727,786.67

71

	708,000.00	792,080.00	708,000.00
	1,100.00	38,032.10	1,100.00
		105,559.57	
	709,100.00	935,671.67	709,100.00

								/
--	--	--	--	--	--	--	--	---

						500,000.00		
						108,000.00		
						100,000.00		
	--	--	--	--	--	708,000.00		--

72

	1,000.00		1,000.00
	46,426.33	38,434.45	46,426.33
	47,426.33	38,434.45	47,426.33

73

1

	7,767,805.57	8,443,392.52
	-68,648.75	145,561.33

	7,699,156.82	8,588,953.85
--	--------------	--------------

2

		63,621,123.24
/		9,543,168.49
		-92,647.50
		-1,032,032.17
		104,917.46
		231,618.75
		-1,273,846.49
		217,978.28
		7,699,156.82

74

75

1

	2,008,000.00	792,080.00
	142,238.71	335,262.20
	259,017.20	
	300,888.97	
	2,710,144.88	1,127,342.20

2

--	--	--

	1,361,273.09	
	14,586,700.55	11,347,383.88
	4,169,186.49	14,136,937.97
	2,394,387.29	
	418,570.53	
	22,930,117.95	25,484,321.85

3

	1,443,225.64	
		1,870,000.00
	1,443,225.64	1,870,000.00

4

	50,000.00	
		100,000,000.00
	50,000.00	100,000,000.00

5

	47,000,000.00	
	47,000,000.00	

6

--	--	--

		99,689.29
		99,689.29

76

1

1	--	--
	55,921,966.42	48,631,466.30
	460,042.53	-970,408.89
	10,075,217.79	8,282,408.02
	1,407,874.35	832,894.05
	-246,923.77	-67,125.12
	46,426.33	
	3,100.00	
	1,014,379.06	1,257,088.15
	145,910.55	3,122,533.24
	-68,648.75	145,561.33
	-3,819,089.52	1,165,378.10
	-41,805,770.33	-50,656,949.07
	10,191,568.11	-28,120,037.25
	33,326,052.77	-16,377,191.14
2	--	--
3	--	--
	99,984,279.10	74,906,502.27
	156,686,131.87	330,215,260.97
	-56,701,852.77	-255,308,758.70

2

	--
	--
	--

3

	--
	--
	--

4

	99,984,279.10	156,686,131.87
	78,807.75	44,934.13
	54,905,471.35	61,641,197.74
	45,000,000.00	95,000,000.00
	99,984,279.10	156,686,131.87

77

78

--	--	--

79

1

	809,227.24	6.6166	5,354,332.96
	198,260.61	7.6515	1,516,991.06
	126,442.16	6.6166	836,617.20
	330.00	7.6515	2,525.00

2

80

81

1


1

--	--	--	--	--	--	--	--	--

2

--	--

3




4

5


6

2

1



2



3

3

4

5

6

1

1

				100.00%		
				100.00%		

2

--	--	--	--	--

3

2

1

2

--	--

3

1

				50.00%		
				99.97%		

20%

20%

2

	/	/
	102,383,067.97	99,318,005.02
	7,956,327.92	4,453,094.06
	74,426,643.92	77,449,823.37
	176,809,711.89	176,767,828.39
	154,106,625.03	151,195,472.90
	3,393,075.00	3,716,225.00
	157,499,700.03	154,911,697.90

	19,310,011.86	21,856,130.49

5

6

--	--	--	--

7

8

4

				/

5

6

3

18.05%

3

5

A 2018 6 30

	1	1-3	3	1	1-5	5	5	
	1	3	1					
	54,984,279.10	2,880,856.59						57,865,135.69
	44,176,422.08	268,491,361.52	56,887,523.02					369,555,306.62
		3,060,331.67	314,570.36					3,374,902.03
	99,160,701.18	274,432,549.78	57,202,093.38					430,795,344.34

	1	1-3	3	3	1	1	1-5	5	5	
				50,000,000.00						50,000,000.00
	2,051,641.34	60,655,024.05	640,656.29	111,930.38						63,459,252.06
	47,062,662.63	2,448,289.98	1,141,407.92							50,652,360.53
	49,114,303.97	63,103,314.03	51,782,064.21	111,930.38						164,111,612.59

B 2017 12 31

	1	1-3	3	1	1-5	5	5	
	1	3	1					
	61,686,131.87	19,941,765.70						81,627,897.57
	41,542,653.50	238,507,010.13	50,814,662.85					330,864,326.48
	208,308.60	1,746,841.22	102,350.00					2,057,499.82

	103,437,093.97	260,195,617.05	50,917,012.85			414,549,723.87
--	----------------	----------------	---------------	--	--	----------------

	1	1-3	3	3	1	1	1-5	5	5	
	23,304,723.70	35,529,025.00	26,595,025.10							85,428,773.80
	67,170.67	2,862,174.34	1,143,319.00							4,072,664.01
	23,371,894.37	38,391,199.34	27,738,344.10							89,501,437.81

1.

A

()

4%	-165,000.34	-165,000.34	-34,726.74	-34,726.74	
4%	165,000.34	165,000.34	34,726.74	34,726.74	
4%	-51,663.55	-51,663.55	-42,126.82	-42,126.82	
4%	51,663.55	51,663.55	42,126.82	42,126.82	

1

2

B

	50,000,000.00
	50,000,000.00

50	-13,000.00	-13,000.00	
50	13,000.00	13,000.00	

1
2
C

1

	--	--	--	--
	420,182.74			420,182.74
	420,182.74			420,182.74
	--	--	--	--

2

	420,182.74

3

4

5

6

7

8

9

1



1.06

48.51%

48.51%

/	/	/	/	/	/	/
---	---	---	---	---	---	---

/

3

--	--	--

7

	562,001.45	517,579.05

8

6

1

2

		22,176.99	
		14,286.81	
		6,076,192.35	503,320.10
		147,156.42	
			24,209.56
		4,500.00	395,600.00
		147,040.00	
		2,071,565.00	
		47,000,000.00	

7

8

1

2

3

4

5

1

2

1

2

3

1



2

3

4

1

1



2



2

3

1

2

4

5

--	--	--	--	--	--	--

6

1

1

A

B

2

--	--	--	--	--

3

4

7

8

1

1

	228,380, 296.02	99.78%	12,649,0 18.34	5.54%	215,731,2 77.68	207,264 ,610.08	99.76%	11,684,00 3.33	5.64%	195,580,60 6.75
	507,050. 00	0.22%	507,050. 00	100.00%		507,050 .00	0.24%	507,050.0 0	100.00%	
	228,887, 346.02	100.00%	13,156,0 68.34	5.75%	215,731,2 77.68	207,771 ,660.08	100.00%	12,191,05 3.33	5.87%	195,580,60 6.75

1				
1		222,435,423.76	11,121,771.19	5.00%
1	2	2,228,255.88	222,825.59	10.00%
2	3	1,846,288.77	369,257.75	20.00%
3	4	1,870,327.61	935,163.81	50.00%

	228,380,296.02	12,649,018.34	5.54%
--	----------------	---------------	-------

2

965,015.01

0.00

--	--	--

3

--	--

--	--	--	--	--	--

4

	2018 6 30	46,671,726.81
2018 6 30	20.39%	2018 6 30 2,333,586.34

5

6

2

1

	45,486,484.39	100.00%	2,291,212.26	5.04%	43,195,272.13	36,659,046.47	100.00%	1,834,980.50	5.01%	34,824,065.97
	45,486,484.39	100.00%	2,291,212.26	5.04%	43,195,272.13	36,659,046.47	100.00%	1,834,980.50	5.01%	34,824,065.97

1			
1	45,229,850.57	2,261,492.53	5.00%
1 2	216,070.36	21,607.04	10.00%
2 3	40,563.46	8,112.69	20.00%
	45,486,484.39	2,291,212.26	5.04%

2

456,231.76

0.00

--	--	--

3

--	--

--	--	--	--	--	--

4

		1,313,947.28	646,874.05
		1,084,602.22	171,887.58
		251,323.09	200,049.43
		42,836,611.80	35,640,235.41
		45,486,484.39	36,659,046.47


5

		42,356,611.80	1	93.12%	2,117,830.00
		914,384.50	1	2.01%	45,719.23
		518,300.00	1	1.14%	25,915.00
		480,000.00	1	1.05%	24,000.00
		314,570.36	1	0.69%	26,457.00
	--	44,583,866.66	--	98.02%	2,239,921.23

6

--	--	--	--	--

	10,917,16 9.48			-1,273,05 9.30						9,644,110 .17	
		73,000,00 0.00		-180,129. 25						72,819,87 0.75	



6**1**

	200,497.44	

2

3

4

2018

2018 8 17