

2018

2019 04

) (

10 1.00 252000000
10 6 0

.....	5
.....	9
.....	12
.....	28
.....	44
.....	51
.....	51
.....	52
.....	63
.....	68
.....	69
.....	185

		80%
		50%
		10%

			002838
	Shandong Dawn Polymer Co.,Ltd.		
	265700		
	265700		
	www.dawnprene.com		
	wang.youqing@chinadawn.cn		

	0535-8866557	
	0535-8831026	
	wang.youqing@chinadawn.cn	

	www.cninfo.com.cn

--	--

	169

	19		2017 1 6 -2019 12 31

	1589 16/22/23		2018 11 19 -2019 12 31

	2018	2017		2016
	1,362,533,227.62			

	1,732,128,654.28	990,600,163.39	74.86%	1,009,752,879.75
	944,772,536.73	842,507,992.17	12.14%	391,600,112.59

1

2

	246,708,072.32	288,384,284.74	267,302,637.93	560,138,232.63
	24,975,951.26	30,946,015.16	31,780,233.83	34,722,344.31
	22,401,482.66	28,102,670.95	29,805,983.81	31,761,285.87
	-7,175,531.73	40,501,584.50	16,314,238.80	-19,213,776.48

	2018	2017	2016	
	182,357.24	-169,974.35	-42,280.90	
	9,794,773.19	10,784,797.96	5,596,522.60	
	2,249,998.26	2,474,033.38		
	-138,642.55	-7,960.00		

	245,283.93	57,566.68	43,939.46	
	14,229.22			
	1,852,561.86	1,971,297.55	839,727.17	
	142,316.16	193,386.73	51,094.21	
	10,353,121.27	10,973,779.39	4,707,359.78	--

1

1

1

TPV

CNAS

TPV

TPV

" "

TPV

	3000 7178

2

2008

"

-

"

TPV

"

2006

2018

TPV

TPV 2.1
TPIIR

HNBR 3

2019 3

1

2

1

	2018		2017		
	1,362,533,227.62	100%	934,085,267.69	100%	45.87%
	1,362,533,227.62	100.00%	934,085,267.69	100.00%	45.87%
	829,187,360.87	60.85%	491,616,623.88	52.63%	68.67%
	315,250,972.58	23.14%	283,332,648.98	30.33%	11.27%
	158,043,504.26	11.60%	153,016,673.74	16.38%	3.29%
	60,051,389.91	4.41%	6,119,321.09	0.66%	881.34%
	1,311,483,878.90	96.25%	912,748,712.08	97.72%	43.69%
	51,049,348.72	3.75%	21,336,555.61	2.28%	139.26%

2

10%

	1,362,533,227.62	1,124,692,799.07	17.46%	45.87%	51.55%	-3.09%
	829,187,360.87	715,804,440.96	13.67%	68.67%	68.88%	-0.11%
	315,250,972.58	219,845,437.03	30.26%	11.27%	17.46%	-3.68%
	158,043,504.26	136,331,098.01	13.74%	3.29%	7.45%	-3.34%
	1,311,483,878.90	1,078,930,260.98	17.73%	43.69%	49.37%	-3.13%

1

3

			2018	2017	
			76,020.83	50,492.85	50.56%
			75,641.38	53,667.29	40.95%
			9,036.74	6,159.76	46.71%
			14,940.99	12,973.56	15.16%
			17,269.98	13,736.82	25.72%
			1,889.5	1,436.08	31.57%
			15,195.51	13,009.48	16.80%
			16,085.83	13,223.32	21.65%
			653.51	618.14	5.72%

30%

1.

4

5

		2018		2017		
		990,714,724.68	92.97%	686,319,249.35	93.01%	44.35%
		24,190,817.90	2.27%	17,851,745.42	2.42%	35.51%
		26,368,415.12	2.47%	18,295,159.73	2.48%	44.13%
		20,032,619.04	1.88%	13,879,066.36	1.88%	44.34%
		4,301,564.18	0.41%	1,547,084.65	0.21%	178.04%
		1,065,608,140.92	100.00%	737,892,305.51	100.00%	44.41%

6

2018 10 23 < " 2018 11 9 2018
 > " 25,796.46
 80% 2018 11 19
 63.75% 2018 11 9 2018 11 1

7

8

	351,992,264.27
	25.83%

	0.00%
--	-------

5

1		196,959,374.05	14.46%
2		72,253,037.63	5.30%
3		37,030,127.50	2.72%
4		28,304,275.34	2.08%
5		17,445,449.75	1.28%
	--	351,992,264.27	25.84%

	399,219,040.16
	37.47%
	0.00%

5

1		143,263,173.36	13.45%
2		82,544,736.45	7.75%
3		86,016,583.25	8.07%
4		49,478,518.11	4.64%
5		37,916,028.99	3.56%
	--	399,219,040.16	37.47%

3

	2018	2017		
	40,808,143.26	32,225,933.19	26.63%	
	25,397,766.97	22,084,203.43	15.00%	
	6,896,413.80	1,729,450.26	298.76%	
	40,358,188.77	26,576,556.81		

			51.85%	
--	--	--	--------	--

4

2018

1 DVA (IIR)

DVA " " 80% 7~10

50% 1.5%

45 1060 1

20% DVA DVA

2017 DVA 2018 DVA DVA DVA DVA

DVA DVA

2 . PP, TPU

JSP BASF GEFINEX PP 2016 PP

650kt 570kt 310kt 21kt PP

4-5 PP 70 PE PP 80

Battenfield Packaging Trays Dow Alveo Oman Endex Polymer

Additives TPU" " E-TPU LNG TPU

C02

1 PP 3-10 0.7-2.0MPa 800-1000mm

1000

2 TPU" " ETPU 20-40 C 0.25 g/cm3 ; 60%

3 IMSS

2018 IMSS (IMSS) ,

(IMSS)

(PVC)

fusion

PVC

TPV

IMSS


VOC

IMSS

	2018	2017	
	181	105	72.38%
	20.33%	18.29%	2.04%
	45,032,253.56	35,139,683.55	28.15%
	3.31%	3.76%	-0.45%
	4,674,064.79	0.00	0.00%
	10.38%	0.00%	10.37%

5

	2018	2017	
	916,712,943.32	434,240,513.26	111.11%
	886,286,428.23	400,647,384.92	121.21%
	30,426,515.09	33,593,128.34	-9.43%
	392,012,287.01	7,784,892.48	4,935.55%
	596,054,595.74	88,201,026.08	575.79%
	-204,042,308.73	-80,416,133.60	153.73%
	347,000,000.00		

	170,942,859.91	126,167,018.70	35.49%
---	----------------	----------------	--------

	5					
	327,277,716.0	18.89%	148,669,840.74	15.01%	3.88%	10749
	4					5781
	28,442,347.43	1.64%	10,917,169.48	1.10%	0.54%	2165
	288,334,896.7	16.65%	171,641,882.36	17.33%	-0.68%	16965
	6					6805 1690
	132,198,654.4	7.63%	56,946,355.03	5.75%	1.88%	3000
	4					7178
	353,000,000.0	20.38%			20.38%	
	0					

2

3

1.

	29,029,270.87	
	58,064,862.79	1 2
	37,815,488.82	1 3
	95,880,351.61	

1 2016 6 23

49,000,000.00

47,000,000.00

1-8

2 2016 6 28

25,000,000.00

26,000,000.00

1-4

3 2018 4

100,000,000.00

1

2

			257,96 4,560.0 0	80.00%						10,026 ,054.8 7	10,026,0 54.87		2018 11 19	
	--	--	257,96 4,560.0 0	--	--	--	--	--	--	10,026 ,054.8 7	10,026,0 54.87	--	--	--

3

4

5

1

2016		29,050.8	5,943.51	24,191.63	0	0	0.00%	801.88		0
	--	29,050.8	5,943.51	24,191.63	0	0	0.00%	801.88	--	0
2016 12 15										
" "										
2018 3 1										
		5,000								
	12				2018 12 31					
		4,500								

2

	()	(1)	(2)	(3) (2)/(1)					
TPV		14,550.8	14,550.8	4,525.59	12,141.87	83.44%			
		7,300	7,300	663.91	7,207.33	98.73%	2018 10 01	957	
(TPIIR)		5,000	5,000	41.6	2,639.97	52.80%			
		2,200	2,200	712.41	2,202.46	100.11%	2017 12 01		
	--	29,050.8	29,050.8	5,943.51	24,191.63	--	--	957	--

1

2

	10%	2018 12 28	1,000	332.81		2.70%		-				2018 12 29	2018- 078

10%

			1493.47	141,448,238. 06	101,073,108. 85	165,121,629. 30	13,118,634.8 2	11,636,135.7 3

			1,200	165,212,145.00	13,598,884.47	187,610,965.11	-9,006,414.90	-8,257,246.02
			6000	556,700,861.16	276,380,164.94	232,099,979.34	11,318,348.90	10,026,054.87

1

TPV

TPV

2019

TPE

8%

TPV

TPV

TPV

2019-2020

TPV

(2019

)

TPV

2

IT

2013-2017

2014-2020

4.6% 2015

1,500

" "

15%

12%

16%

10%

10% 40%

3

6% 20%
 7%-9% TechSci Research 2020
 (China Masterbatch Market Forecast & Opportunities, 2020) 2015 -2020
 12% TechSci Research

TPV HNBR TPIIR DVA

" + + "

"

"

1

2

TPV

HNBR

DVA

"

TPIIR

TPU

3

4

5

"

"

1

TPV

2

PP ABS PA EPDM

3

TPV

TPV

			2021 12 31	2018 10 23	2021 12 31	
			18,472.05 2020	2018 2019 2020	2021 12 31	
			24,000		2019 09 06	
			25% 6 12	50%	2014 10 21	36
			6	6	2014 10 21	36
				6		

					2014 09 29	12		
			6	50%	6	25%	2014 10 21	12
			20		6 6 6		2014 10 21	6
				3	1	2		

				2014 10 21		
				2014 10 21		

			5%		
				2014 10 21	
			1 2	2014 10 21	
			2 3	1 2014 10 21	36

			1			
			2			
			1 2 3	1 2	2014 10 21	
				2016 03 16		

			"1		2014 10 21	
			"1	2	2014 10 21	
		"	"	3		

2

2018 10 23 < " 2018 11 9 2018
 > " 25,796.46
 80% 2018 11 19
 2018 11 9
 63.75%
 2018 11 9 2018 11 1

	88
	6

1

						2,771.53	2.60%	1,700						
						2.64	0.00%	0						
						357.91	0.34%	1,950						
						448.99	0.42%	500					2018 03 27	
						396.23	0.29%	540						
						92.56	0.07%	200						
						206.33	0.15%	300						
				--	--	4,276.19	--	5,190	--	--	--	--	--	--

2

3

4

5

1

1

2

3

2

3

1

		2,000	0	0
		7,000	0	0
		500	0	0
		4,700	0	0
		2,200	0	0
		2,300	0	0
		2,300	0	0
		2,200	2,200	0
		2,300	2,300	0
		25,500	4,500	0

2

4

1

2

1

2

3

		/
1.		
2.		
3.		
4.		
5.		
6.		
7.		
8.		
9.		

4

3

1 2018 9 6 > 2018 9 7 <

2 2018 10 23 > 2018 10 25 <

3 2018 11 9 2018 > 2018 11 10 <

HNBR 3
2018 3 27
2018-027
HNBR 2019 3 2019

3

1

	94,500,000	75.00%	0	0	94,500,000	-11,697,381	82,802,619	177,302,619	70.36%
1	0	0.00%	0	0	0	0	0	0	0.00%
2	0	0.00%	0	0	0	0	0	0	0.00%
3	94,500,000	75.00%	0	0	94,500,000	-11,697,381	82,802,619	177,302,619	70.36%
	61,127,878	48.51%	0	0	61,127,878	0	61,127,878	122,255,756	48.51%
	33,372,122	26.49%	0	0	33,372,122	-11,697,381	21,674,741	55,046,863	21.85%
4	0	0.00%	0	0	0	0	0	0	0.00%
	0	0.00%	0	0	0	0	0	0	0.00%
	0	0.00%	0	0	0	0	0	0	0.00%
	31,500,000	25.00%	0	0	31,500,000	11,697,381	43,197,381	74,697,381	29.64%
1	31,500,000	25.00%	0	0	31,500,000	11,697,381	43,197,381	74,697,381	29.64%
2	0	0.00%	0	0	0	0	0	0	0.00%
3	0	0.00%	0	0	0	0	0	0	0.00%
4	0	0.00%	0	0	0	0	0	0	0.00%
	126,000,000	100.00%	0	0	126,000,000	0	126,000,000	252,000,000	100.00%

1 2018 1 8

75%

2	2018 4 17	2017	2017	2017
12 31		126,000,000		10 10 10
	1.60		252,000,000	
3		2018 6 21 6		
	75%			

1 2018 3 23 2017

2 2018 3 23 2017

3 2018 4 17 2017 2017

1	(1) 基本每股收益	93,797,768.07	122,424,544.56
	252,000,000.00	发行在外普通股的加权平均数	252,000,000.00
	0.37	基本每股收益(元/股)	0.49
	基本每股收益按照归属于本公司普通股股东的当期净利润，除以发行在外普通股的加权平均数计算。		
	发行在外普通股的加权平均数的计算过程如下：		
	上期发生额	项 目	本期发生额
	84,000,000.00	年初发行在外的普通股股数	126,000,000.00
	42,000,000.00	加：报告期公积金转增股本或股票股利分配等增加股份数	126,000,000.00
	126,000,000.00	加：期后公积金转增股本或股票股利分配等增加股份数	
	252,000,000.00	发行在外普通股的加权平均数	252,000,000.00
	(2) 稀释每股收益		
	本公司无稀释性潜在普通股		

2

	61,127,878	0	61,127,878	122,255,756	2017	10	10	2020	1 6
	26,259,785	0	26,869,760	53,129,545	2017	10	10	2020	1 6
	5,834,125	5,834,125	0	0				2018	1 6
	645,000	161,250	483,750	967,500	2017	10	10	2018	1 6
	633,212	158,303	474,909	949,818	2017	10	10	2018	1 6

	94,500,000	6,153,678	88,956,297	177,302,619	--	--

1

2

	2018 4 17	2017		2017			
2017 12 31		126,000,000			10	10	10
	1.60			252,000,000			

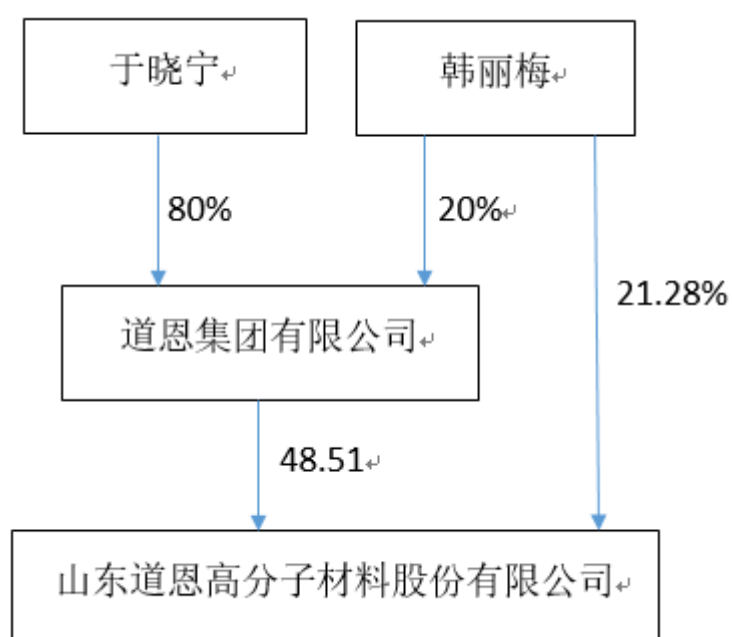
3

1

	5,007		6,619		8		0	8
		5%		10				
		48.51%	122,255,756.8	61,127,875.6	122,255,756.0			82,150,000.0
		21.28%	53,623,970.5	27,364,185.5	53,129,545.494,425			43,400,000.0
		2.34%	5,891,652.57,527		0	5,891,652.0		

	1,364,992		1,364,992
#	1,292,100		1,292,100
	1,084,400		1,084,400
#	902,180		902,180

10	



4 10%

5

					12 20	05 23						
					2017 31 05 23	2020 05 23	0	0	0	0	0	0
					2013 57 12 20	2020 05 23	0	0	0	0	0	0
					2017 40 10 23	2020 05 23	0	0	0	0	0	0
					2017 37 10 23	2020 05 23	0	0	0	0	0	0
					2017 40 10 23	2020 05 23	0	0	0	0	0	0
					2017 37 11 09	2020 05 23	0	0	0	0	0	0
					2018 39 01 01	2018 12 13	0	0	0	0	0	0
					2018 54 12 13	2020 05 23	0	0	0	0	0	0
	--	--	--	--	--	--	27,537,997	1,104,400	0	27,537,997	56,180,394	

					2018	12	13					
					2018	12	13					

	9		3						
1		1967			1997				
	1997	2000			2000			2002	2010
		2010	12						
									SAC/TC15/SC1
2		1971			1991	1997			
	1997				2010	12			
3		1965	5						
	1986	7	2008	7					
		2008	7	2015	11		ABS		
2015	11	2017	1		2017	1			
4			1972					1994	5 2010 6
									2010
7		2012	12		"			"	1 "
	"	1	"		"	1			
5			1976					2003	2010
	2010	12			2014	7 15	2017	11 9	
							TPV		
	TPV		"				TPV	"	
		2005							
		30	8			7			
		5	"		"	"		"	"
	"	"			"	"	,	,	"
6			1963						1980
	1994		1994	2001					2001
2006		2006	2008				2008	2017	
	2010	12							
1		1964	12						

1987 7

2 1971 3

3 ,1972 9

1994 2003 8

3

1 1971 1992 1995

1996 1999 2000 2009

2010 2011 2012 12

2 1954 1975 1979

1979 1994 1994 2003

2003 2008 2010 12

3 1988

1

2

3

4 1962 1982 2003

2003 2006 2006 2010

2013 12 2017 8 23 2010 3

5 1979 9 2003 7 2007 6

2007 6 2009 9 2009 9 2014

11 2014 11 2016 3

2016 4 2017 2 2017 3 2017 10

2017 10

6 1982 5 2002 2 2014 4

2014 4 2017 10 2017 10

7 1979 8 2002 12 2006 11

2006 11 2014 8 2014 8 2017 10 2017

10

8 1982 11
 2005 7 2016 3
 2016 3 2017 9 2017 9
 2018 3
 9 1965 3 1992
 7 2004 10 2004 10 2008 12
 2009 6 2010 12 2011 10 2012 10
 2012 11 2014 7 2014 11 2016
 3 2017 1 3 2017 12
 2018 4 2018 12

			2000 04 26		
			2015 10 01		
			2011 02 01		

			2003 02 27		
			2003 07 22		
			2003 07 22		
			2009 04 13		
			2010 09 09		
			2010 09 09		

			2011 12 23	
			2013 01 05	
			2014 04 04	
			2014 09 29	
			2004 10 10	
			2016 03 02	
			2017 11 29	
			2017 12 08	
			2017 12 15	
			2018 01 09	
			2018 05 09	
			2018 11 19	
			2002 09 23	2018 12 20
			2003 07 16	2018 12 28
			2004 08 12	2018 12 28
			2003 02 27	
			2003 07 16	
			2003 11 08	
			2009 08 08	

			2010 02 05		
			2013 03 11		
			2018 11 19		
			2017 11 29		
			2016 02 01		
			2011 12 23		
			2013 04 19	2017 08 23	
			2013 04 19		
			2018 11 19		
			2016 02 01		

			2016 08 25		
			2016 03 08		
			2014 10 29		
			2012 02 01		
			2013 01 31		
			2014 01 06		
			2014 10 16		
			2012 03 27		
			2014 09 28		
			2017 12 08		
			2017 12 15		
			2017 11 29		
			2017 06 13	2020 06 12	
			2016 05 25	2019 05 25	
			2018 03 17		

1

2

1

	543
	420
	963
	972
	5
	496
	124
	192
	45
	106
	963
	47
	205
	205
	506
	963

2

3

4

	34,764
	689,359.43

2

9

3

9

3

1

6

1

2

	2019 04 24
	http://www.cninfo.com.cn
	100.00%
	100.00%

	5% 2%	1% 0.5%
		0
		0
		0
		0

2018 12 31	
	2019 04 24
	http://www.cninfo.com.cn 2018

	2019 04 22
	2019 011406

#

1

2

1

2018 12 31

	143,522,745.71	81,627,897.57
	402,380.00	391,419.88
	524,319,423.78	316,512,579.91
	114,014,617.23	80,862,046.88
	410,304,806.55	235,650,533.03
	68,185,552.29	14,371,922.86
	2,578,549.14	1,979,383.86

	52,914,938.50	95,633,915.59
	1,129,201,305.46	659,186,960.41
		10,000,000.00
	28,442,347.43	10,917,169.48
	288,334,896.76	171,641,882.36
	132,198,654.44	56,946,355.03
	109,837,740.09	64,827,805.53
	4,674,064.79	
	26,927,490.68	
	1,206,283.25	
	5,042,448.83	2,164,479.37
	6,263,422.55	14,915,511.21
	602,927,348.82	331,413,202.98
	1,732,128,654.28	990,600,163.39
	353,000,000.00	
	150,885,797.96	85,428,773.80
	8,801,677.38	4,571,370.15

	49,213,856.62	37,699,907.07
	443,312,614.28	352,562,019.27
	944,772,536.73	842,507,992.17
	55,276,032.98	
	1,000,048,569.71	842,507,992.17
	1,732,128,654.28	990,600,163.39

2

	85,805,802.34	70,653,189.67
	402,380.00	391,419.88
	265,373,122.72	266,163,045.30
	50,150,283.35	70,582,438.55
	215,222,839.37	195,580,606.75
	43,046,501.33	13,425,798.95
	122,844,038.25	35,603,010.18
	542,328.57	778,944.21
	139,799,272.20	132,928,161.07
	10,000,000.00	
	45,000,000.00	95,000,000.00
	712,271,116.84	614,164,625.05
		10,000,000.00

	350,906,907.43	75,417,169.48
	186,132,096.99	132,798,839.53
	48,181,205.64	40,551,392.13
	42,943,561.82	45,349,489.22
	2,856,094.97	
	2,988,735.87	2,103,905.07
	3,995,394.38	8,390,611.88
	638,003,997.10	314,611,407.31
	1,350,275,113.94	928,776,032.36
	227,000,000.00	
	74,059,706.65	68,131,191.07
	6,171,410.13	4,468,840.23
	3,945,388.15	4,168,815.08
	9,215,334.59	8,454,679.42
	96,804,133.49	3,019,355.00
	417,195,973.01	88,242,880.80

	33,854,425.92	38,980,999.26
	2,693,067.19	
	36,547,493.11	38,980,999.26
	453,743,466.12	127,223,880.06
	252,000,000.00	126,000,000.00
	193,553,081.53	319,553,081.53
	49,213,856.62	37,699,907.07
	401,764,709.67	318,299,163.70
	896,531,647.82	801,552,152.30
	1,350,275,113.94	928,776,032.36

3

	1,362,533,227.62	934,085,267.69
	1,362,533,227.62	934,085,267.69
	1,243,907,440.57	830,737,992.96
	1,124,692,799.07	742,138,887.54

	5,718,894.69	4,565,496.99
	40,808,143.26	32,225,933.19
	25,397,766.97	22,084,203.43
	40,358,188.77	26,576,556.81
	6,896,413.80	1,729,450.26
	6,599,978.93	1,461,358.33
	324,175.53	498,257.96
	35,234.01	1,417,464.74
	9,809,002.41	5,471,376.88
	11,370,476.17	-3,482,927.31
	5,795,074.09	-5,954,520.69
	-135,967.55	-5,520.00
-		
-	249,848.52	-159,969.24
	139,919,146.60	105,170,235.06
	250,525.01	5,374,765.67
	72,732.36	11,869.83
	140,090,939.23	110,555,150.90
	15,667,183.72	14,794,307.12
	124,429,755.53	95,738,823.78
	124,429,755.53	95,738,823.78

	122,424,544.56	93,797,768.07
	2,005,210.97	1,941,055.71

4

	970,865,931.13	777,410,906.50
	787,282,719.99	612,465,648.28
	3,812,564.40	3,485,393.78
	29,010,482.80	27,776,506.07
	16,610,929.45	37,757,375.83
	30,293,152.49	
	4,531,559.92	969,070.56
	5,009,101.96	8,366,649.98

1.		
2.		
1.		
2.		
3.		
4.		
5.		
6.		
	115,139,495.52	84,513,033.24

5

	877,176,638.10	427,752,494.95

	226,295.23	
	39,310,009.99	6,488,018.31
	916,712,943.32	434,240,513.26
	718,735,067.90	276,376,490.17
	54,377,023.08	40,486,117.17
	41,188,181.25	37,617,698.93
	71,986,156.00	46,167,078.65
	886,286,428.23	400,647,384.92
	30,426,515.09	33,593,128.34
	163,230,877.40	
	15,320,878.82	
	508,090.89	619,803.31
	212,952,439.90	7,165,089.17
	392,012,287.01	7,784,892.48
	89,883,201.91	86,801,026.08
	169,000,000.00	
	125,771,393.83	
	211,400,000.00	1,400,000.00
	596,054,595.74	88,201,026.08

	-204,042,308.73	-80,416,133.60
	347,000,000.00	
	347,000,000.00	
	94,000,000.00	84,000,000.00
	31,293,863.36	22,461,358.33
	45,648,996.55	19,705,660.37
	170,942,859.91	126,167,018.70
	176,057,140.09	-126,167,018.70
	365,996.52	491,680.85
	2,807,342.97	-172,498,343.11
	156,686,131.87	329,184,474.98
	159,493,474.84	156,686,131.87

6

	553,197,189.98	345,220,968.29
	18,655,580.81	5,488,072.64
	571,852,770.79	350,709,040.93
	407,385,658.39	230,359,404.66
	40,877,947.25	32,889,720.55
	33,590,061.98	30,412,867.31

	83,521,018.63	72,475,627.02
	565,374,686.25	366,137,619.54
	6,478,084.54	-15,428,578.61
	163,230,877.40	
	15,320,878.82	
	490,090.89	619,803.31
	212,952,439.90	7,165,089.17
	391,994,287.01	7,784,892.48
	76,323,620.76	57,334,033.52
	169,000,000.00	29,750,000.00
	164,452,407.00	
	211,400,000.00	1,400,000.00
	621,176,027.76	88,484,033.52
	-229,181,740.75	-80,699,141.04
	321,000,000.00	
	321,000,000.00	
	94,000,000.00	59,000,000.00
	24,329,230.21	21,836,649.98
		4,705,660.37
	118,329,230.21	85,542,310.35
	202,670,769.79	-85,542,310.35
	464,171.25	363,384.85
	-19,568,715.17	-181,306,645.15
	145,711,423.97	327,018,069.12

												822.01	822.01
									11,513,949.55		-31,673,949.55		-20,160,000.00
1									11,513,949.55		-11,513,949.55		
2													
3											-20,160,000.00		-20,160,000.00
4													
	126,000,000.00												
1	126,000,000.00												
2													
3													

	84,000				361,553				29,248,		288,215	19,751,	782,769
	,000.0				,081.53				603.75		,554.52	928.59	,168.39
	0												
	84,000				361,553								
	,000.0				,081.53								
	0												

	42,000,000.00				-42,000,000.00								
1	42,000,000.00				-42,000,000.00								
2													
3													
4													
5													
1													
2													
	126,000,000.00				326,246,065.83			37,699,907.07		352,562,019.27			842,507,992.17

8

	126,000,000.00				319,553,081.53				37,699,907.07	318,299,163.70		801,552,152.30
	126,000,000.00				319,553,081.53				37,699,907.07	318,299,163.70		801,552,152.30

	126,000, 000.00				-126,000, 000.00				11,513,94 9.55	83,465, 545.97	94,979,49 5.52
										115,139 ,495.52	115,139,4 95.52
1											
2											
3											
4											
									11,513,94 9.55	-31,673, 949.55	-20,160,0 00.00
1									11,513,94 9.55	-11,513, 949.55	
2											
3										-20,160, 000.00	-20,160,0 00.00
	126,000, 000.00				-126,000, 000.00						
1	126,000, 000.00				-126,000, 000.00						
2											
3											
4											
5											
1											
2											

3											
	42,000,000.00				-42,000,000.00						
1	42,000,000.00				-42,000,000.00						
2											
3											
4											
5											
1											
2											
	126,000,000.00				319,553,081.53				37,699,907.07	318,299,163.70	801,552,152.30

(" " " ")

2010 12 29

370681228007455

2002 12 6

3706812800745

63,000,000.00

500,000.00

2002 12 6

2003 12 17

2010 1 28

400,000.00

80.00%

100,000.00

20.00%

2002 11 27

2002 225

2003 7

9,080,000.00

8,080,000.00

1,000,000.00

9,580,000.00

88.52%

11.48%

2003 7

28

2003 121

2005 7

28,420,000.00

	10,900,000.00		17,520,000.00		38,000,000.00
	51.00%	49.00%			2005 7 7
	2005 2174				
2009 10				5.46%	
2009 11 18					
2010 8				15,870,000.00	
	13,870,000.00		1,601,040.00		398,960.00
	53,870,000.00		61.72%	30.71%	6.83%
0.74%			2010 8 28		2010 176
2010 11 22			2010 9 30		
	2010 12 8				2010 9 30
	111,382,515.51	1.9541:1		57,000,000.00	
54,382,515.51				2010 12 10	2010
7-004					
2012 12	2012			6,000,000.00	
	5,570,000.00			430,000.00	
63,000,000.00			2012 12 25	2012	7-016
2016 12 02			[2016]2989	2016 12 30	
21,000,000		1	15.28		320,880,000.00
28,709,433.98		292,170,566.02		2016 12 30	
84,000,000.00				2016 12 30	2016
010160					
2017 5 23	2016		2016	84,000,000	
10 5		126,000,000			
2018 4 17	2017		2017	126,000,000	
10 10		252,000,000			
1					
2					
	"	"	"	"	

3

4

2019 4 22

3

1

2

12

1

2

1 1 12 31

3

4

5

1

“ ”

2

A

22 —

B

“ ”

6

1

6

7

1

8

9

1

2

" "

10

1

2

A

B

C

D

A

B

C

D

A

B

a

b

c

d

e

f

g

h

i

C

a

b

35%

3

A

B

4

5

) (

6

11

1

	200	5%

2

1 1	5.00%	5.00%
1 2	10.00%	10.00%
2 3	20.00%	20.00%
3 4	50.00%	50.00%
4 5	50.00%	50.00%
5	100.00%	100.00%

3

--	--

12

3

" "

8 ——

2

22 ——

14

1

A

B

a

b

c

d

A

B

C

7 -

D

12 --

2

22 ——

3

4

" "

15

16

1

1

2

		20	5	4.75
		10	5	9.50
		5	5	19.00
		5	5	19.00

3

4

" "

17

1

2

3

" "

18

1

3

2

19

20

21

1

1

2

A

B

" "

2

22

1

2

3

4

5

6

7

8 --

-

23

24

1

2

3

4

25

1

2

26

1

2

3

4

27

28

1

29

1

2

A

B

A

B

30

/

1

2

31

1

2

32

33

1

2018 6 2018 ([2018]15)		
1		
2		
3		
4		
5		
6		
7		
8		

2

34

1

		2018 5 1 17% 16%
		7%

	15%
	15%
	25%
	15%

2

2017 12 28

2017 12 28

15%

2013 12 12

" "

2013

2016

15%

" " 2014 10 14

2017 12

25

15%

3

1

	83,689.67	44,934.13
	114,409,785.17	61,641,197.74
	29,029,270.87	19,941,765.70
	143,522,745.71	81,627,897.57

2

	402,380.00	391,419.88
	402,380.00	391,419.88
	402,380.00	391,419.88

3

4

	114,014,617.23	80,862,046.88
	410,304,806.55	235,650,533.03
	524,319,423.78	316,512,579.91

1

1)

	109,632,708.14	79,572,246.88
	4,381,909.09	1,289,800.00
	114,014,617.23	80,862,046.88

2)

	0.00
	0.00
	0.00

3)

	360,527,817.96
	1,327,700.00
	361,855,517.96

4)

--	--

2

1)

	433,831, 538.35	99.58%	23,526.7 31.80	5.42%	410,304,8 06.55	249,495 ,229.60	99.80%	13,844,69 6.57	5.55%	235,650,53 3.03
	1,808,55 5.82	0.42%	1,808,55 5.82	100.00%		507,050 .00	0.20%	507,050.0 0	100.00%	
	435,640, 094.17	100.00%	25,335.2 87.62		410,304,8 06.55	250,002 ,279.60		14,351,74 6.57		235,650,53 3.03

1			
1	423,739,307.62	21,186,965.38	5.00%
1 2	5,852,489.36	585,248.95	10.00%
2 3	1,238,512.92	247,702.58	20.00%
3	2,988,827.11	1,494,413.55	50.00%
5	12,401.34	12,401.34	100.00%

2)

510,823.01

--	--	--

3)

--	--

--	--	--	--	--	--

4)

153,921,444.70

35.33%

7,708,492.16

5)

6)

5

1

1	68,132,028.63	99.92%	14,292,310.18	99.44%
1 2	50,823.66	0.08%	76,912.68	
2 3				0.54%
3	2,700.00		2,700.00	0.02%
	68,185,552.29	--	14,371,922.86	--

1

2

51,781,361.27

75.94%

6

--	--	--

	476,502.57	778,944.21
	2,102,046.57	1,200,439.65
	2,578,549.14	1,979,383.86

1

1)

	476,502.57	778,944.21
	476,502.57	778,944.21

2)

--	--	--	--	--

2

1)

()		
-----	--	--

2) 1

()				
-----	--	--	--	--

3

1)

	2,232,55 2.73	100.00%	130,506. 16	5.85%	2,102,046 .57	1,278,5 55.61	100.00%	78,115.96	6.11%	1,200,439.6 5

	2,232,552.73		130,506.16		2,102,046.57	1,278,555.61		78,115.96		1,200,439.65
--	--------------	--	------------	--	--------------	--------------	--	-----------	--	--------------

1				
1		1,854,982.37	92,749.12	5.00%
1 2		377,570.36	37,757.04	10.00%
3		0.00	0.00	0.00%
		2,232,552.73	130,506.16	5.85%

2)

15,406.20

0.00

--	--	--

3)

--	--

--	--	--	--	--	--

4)

	813,429.84	905,618.60
	530,551.43	171,887.58

	807,000.00	200,049.43
	24,099.30	1,000.00
	57,472.16	
	2,232,552.73	1,278,555.61

5)

		500,000.00	1	22.40%	25,000.00
		334,263.36	1	14.97%	16,713.17
		314,570.36	1-2	14.09%	30,957.04
		175,000.00	1-2	7.84%	14,750.00
		120,480.00	1	5.40%	6,024.00
	--	1,444,313.72	--	64.70%	93,444.21

6)

--	--	--	--	--

7)

8)

7

1

	186,908,445.57	1,073,012.11	185,835,433.46	79,418,674.29		79,418,674.29
	4,840,329.73		4,840,329.73			
	109,391,675.93	1,082,286.20	108,244,930.21	51,578,019.91		51,578,019.91

	28,357,022.64	64,459.52	28,357,022.64	17,673,146.54		17,673,146.54
	329,497,473.87	2,219,757.83	327,277,716.04	148,669,840.74		148,669,840.74

4

11

2

		-104,018.37	1,177,030.48			1,073,012.11
		-335,275.06	1,417,561.26			1,082,286.20
		-51,701.77	116,161.29			64,459.52
		-490,995.20	2,710,753.03			2,219,757.83

8.84 51ef56.94

10

	45,000,000.00	95,000,000.00
	7,914,938.50	633,915.59
	52,914,938.50	95,633,915.59

11

1

				10,000,000.00		10,000,000.00
				10,000,000.00		10,000,000.00

2

--	--	--	--	--

3

	10,000,000.00		10,000,000.00						3,328,078.82
	10,000,000.00		10,000,000.00					--	3,328,078.82

4

--	--	--	--	--

5

--	--	--	--	--	--	--

12

1

2

--	--	--	--	--

3

13

1

2

3

14



16

	288,334,896.76	171,641,882.36
	288,334,896.76	171,641,882.36

1

1.	104,656,047.56	259,598,527.44
2.	50,619,077.16	254,604,290.71
1	218,538.35	68,052,716.76
2	307,537.53	16,903,091.37
3	50,093,001.28	169,648,482.58
3.		3,212,921.61
1		2,519,998.17
2		692,923.44
4.	155,275,124.72	510,989,896.54
1.	27,264,412.67	87,956,645.08
2.	29,670,073.25	137,415,704.97
1	5,293,751.99	24,368,693.51
2	24,376,321.26	113,047,011.46
3.		2,717,350.27
1		2,194,264.52
2		523,085.75
4.	56,934,485.92	222,654,999.78
1.		
2.		
1		

3.		
1		
4.		
1.	98,340,638.80	288,334,896.76
2.	77,391,634.89	171,641,882.36

2

--	--	--	--	--	--

3

--	--	--	--	--

4

--	--

5

--	--	--

6

--	--	--

17

--	--	--

	132,198,654.44	56,946,355.03
	132,198,654.44	56,946,355.03

1

TPV	24,141,847.58		24,141,847.58	18,445,724.49		18,445,724.49
	23,962,099.55		23,962,099.55	22,105,667.64		22,105,667.64
	821,700.03		821,700.03	4,901,196.58		4,901,196.58
	132,198,654.44		132,198,654.44	56,946,355.03		

3000

66.32 40.96

07.28

20

1

1.	67,779,999.20	3,250,000.00	7,561,708.47		78,591,707.67
2.	17,111,419.14		40,968,700.00		58,786,729.14
1					
2					
3	17,111,419.14		40,968,700.00		58,786,729.14
3.					
1					
4.	84,891,418.34	3,250,000.00	48,530,408.47		137,378,436.81
1.	8,348,655.00	3,250,000.00	2,165,247.14		13,763,902.14
2.	2,330,972.94		10,739,211.64		13,776,794.58
1	1,361,865.59		2,687,964.97		4,049,830.56
2	969,107.35		8,051,246.67		9,726,964.02
3.					
1					
4.	10,679,627.94	3,250,000.00	12,904,458.78		27,540,696.72
1.					
2.					
1					

3.					
1					
4.					
1.	74,211,790.40		35,625,949.69		109,837,740.09
2.	59,431,344.20		5,396,461.33		64,827,805.53

2

--	--	--

21

		2,856,094.97					2,856,094.97
PC/ABS		1,817,969.82					1,817,969.82
		4,674,064.79					4,674,064.79

PC/ABS		

22

1

		26,927,490.68				26,927,490.68

2

--	--	--	--	--

2019 2023

12.23%

1

	6.08%	6.08%
	11.47%	11.47%
	12.23%	

23

		641,553.41	16,038.84		625,514.57
		612,931.04	32,162.36		580,768.68
		1,254,484.45	48,201.20		1,206,283.25

24

/

1

	27,681,961.91	4,152,294.28	14,429,862.53	2,164,479.37
	5,934,363.64	890,154.55		
	33,616,325.55	5,042,448.83	14,429,862.53	2,164,479.37


2

	44,932,278.73	6,739,841.81	
	44,932,278.73	6,739,841.81	

3

		5,042,448.83	2,164,479.37
		6,739,841.81	

4



	353,000,000.00	
--	----------------	--

2

--	--	--	--	--

27

--	--	--

28

29

	7,000,000.00	
	143,885,797.96	85,428,773.80
	150,885,797.96	85,428,773.80

1

	7,000,000.00	
	7,000,000.00	

2

	101,587,461.79	55,982,666.01
	16,068,194.17	20,136,339.27
	18,632,640.20	5,938,966.51

	5,900,162.72	55,935,740.70	51,783,612.03	10,052,291.39
-		5,378,942.98	5,378,942.98	
	5,900,162.72	61,314,683.68	57,162,555.01	10,052,291.39

2

1	3,829,039.39	51,447,368.02	46,560,168.95	8,716,238.46
2		251,389.51	251,389.51	
3		3,014,106.13	3,014,106.13	
		2,437,586.78	2,437,586.78	
		257,855.15	257,855.15	
		318,664.20	318,664.20	
4		1,219,713.56	1,219,713.56	
5	1,009,552.94	3,163.48	281,058.67	731,657.75

	7,809,828.60	2,580,402.99
	8,380,017.98	5,431,680.13
	103,264.00	96,077.70
	1,380,705.95	349,800.80
	591,731.12	149,914.61
	394,487.42	99,943.09
	98,215.86	24,985.75
	373,786.71	241,015.28
	217,272.12	109,514.21
	16,172.64	54,866.72
	19,365,482.40	9,138,201.28

33

	1,156,338.60	
	37,312,845.48	
	104,977,019.99	4,072,664.01
	143,446,204.07	4,072,664.01

1

	598,034.22	
	558,304.38	
	1,156,338.60	

--	--	--

2

	37,312,845.48	
	37,312,845.48	

1

3

1)

	93,512,153.00	
	750,000.00	928,054.50
	711,000.00	1,690,000.00
	9,716,116.99	136,104.32



37

1



38

1



2

3

4



1

--	--	--

2

--	--	--	--	--	--

40

1

--	--	--

2

--	--	--

--	--	--

--	--	--

41

--	--	--	--

		1,300,000.00	1,300,000.00					
		2,000.00	2,000.00					
		4,131,569.22	4,131,569.22					
3	3,800,000.00		760,000.00				3,040,000.00	
	6,483,333.33		930,000.00				5,553,333.33	
1 /	725,333.33		256,000.00				469,333.33	
	1,283,333.33		200,000.00				1,083,333.33	
TPV	591,666.67		100,000.00				491,666.67	

1,502,666.66

233,000.00

	440,833.33		85,000.00				355,833.33	
2	150,000.00		40,000.00				110,000.00	
	87,500.00		30,000.00				57,500.00	
500 /	68,333.33		25,000.00				43,333.33	
IIR/PP TPV	95,000.00		20,000.00				75,000.00	
	108,333.32		20,000.00				88,333.32	
	5,485,764.28		820,000.00				4,665,764.28	
5000T	258,683.33		37,400.00				221,283.33	
	5,889,437.37		800,000.00				5,089,437.37	
	380,416.67		55,000.00				325,416.67	

2.1								
TPV	691,666.67		100,000.00				591,666.67	
30000 /	1,436,666.67		160,000.00				1,276,666.67	
	1,363,337.62		150,000.00				1,213,337.62	
CTI								
PBT	33,333.34		33,333.34					
	1,683,333.33		200,000.00				1,483,333.33	
	252,500.00		30,000.00				222,500.00	
	166,666.67		20,000.00				146,666.67	
	479,400.00		35,360.00				444,040.00	
	491,910.00						440,130.00	

941,666.67

100,000.00

VOC								
SiTPV	600,000.00	522,000.00	10,000.00				1,112,000.00	
	1,000,000.00		33,333.33				966,666.67	
		5,618,181.82	21,818.18				5,596,363.64	

2500

2018 4 17 2017 2017 126,000,000
10 10 252,000,000

45

1

2

46

	326,246,065.83		126,000,000.00	200,246,065.83
	326,246,065.83		126,000,000.00	200,246,065.83

2018 4 17 2017 2017 2017
126,000,000 10 10 10 1.60
20,160,000.00

47

--	--	--	--	--

48

49

--	--	--	--	--

50

	37,699,907.07	11,513,949.55		49,213,856.62
	37,699,907.07	11,513,949.55		49,213,856.62

51

	1,362,533,227.62	1,124,692,799.07	934,085,267.69	742,138,887.54
--	------------------	------------------	----------------	----------------

53

	1,975,001.48	1,581,908.19
	846,429.20	676,788.26
	1,039,850.80	963,882.53
	509,895.61	

	4,311,826.68	2,351,366.41
	25,397,766.97	22,084,203.43

56

	24,560,345.91	12,451,381.38
	11,068,390.95	6,792,582.18
	4,729,451.91	7,332,593.25
	40,358,188.77	26,576,556.81

57

	6,599,978.93	1,461,358.33
	324,175.53	498,257.96
	6,275,803.40	963,100.37
	218,836.70	491,680.85
	401,773.70	274,669.04
	6,896,413.80	1,729,450.26

58

	526,229.21	1,417,464.74
	-490,995.20	
	35,234.01	1,417,464.74

59

	9,794,773.19	5,467,549.42
	14,229.22	3,827.46
	9,809,002.41	5,471,376.88

60

	5,795,074.09	-5,954,520.69
	-2,675.00	-2,440.00
	3,328,078.82	
	2,249,998.26	2,474,033.38
	11,370,476.17	-3,482,927.31

61

	-135,967.55	-5,520.00
	-135,967.55	-5,520.00

62

-	249,848.52	-159,969.24
	249,848.52	-159,969.24

63

--	--	--	--

		5,317,248.54	
	250,525.01	57,517.13	250,525.01
	250,525.01	5,374,765.67	250,525.01

--	--	--	--	--	--	--	--	--

64

	1,000.00	1,000.00	1,000.00
	67,491.28	10,005.11	67,491.28
	4,241.08	864.70	4,241.08
	72,732.36	11,869.83	72,732.36

65

1



-

21,000,000

40

2,552,439.90

4

	211,400,000.00	1,400,000.00
	211,400,000.00	1,400,000.00

210,000,000.00

1,400,000

5

--	--	--

6

	45,648,996.55	19,705,660.37
	45,648,996.55	19,705,660.37

45,648,996.55

68**1**

1	--	--
	124,429,755.53	95,738,823.78
	35,234.01	1,417,464.74
	24,368,693.51	18,276,312.90
	4,049,830.56	2,432,427.69

	48,201.20	
	-249,848.52	159,969.24
	67,491.28	10,005.11
	135,967.55	5,520.00
	6,599,978.93	1,461,358.33
	-11,370,476.17	3,482,927.31
	-2,877,969.46	-213,193.45
	6,739,841.81	
	-180,827,633.13	-23,170,083.97
	-25,389,949.11	-51,841,271.48
	84,667,397.10	-14,167,131.86
	30,426,515.09	33,593,128.34
2	--	--
3	--	--
	114,493,474.84	61,686,131.87
	61,686,131.87	329,184,474.98
	45,000,000.00	95,000,000.00
	95,000,000.00	
	2,807,342.97	-172,498,343.11

2

	164,452,407.00
	--
	164,452,407.00
	38,681,013.17
	--
	38,681,013.17
	--
	125,771,393.83

3

	--
	--
	--

4

	114,493,474.84	61,686,131.87
	83,689.67	44,934.13
	114,409,785.17	61,641,197.74
	45,000,000.00	95,000,000.00
	45,000,000.00	95,000,000.00
	159,493,474.84	156,686,131.87

69

70

	29,029,270.87	
	58,064,862.79	1 2
	37,815,488.82	1 3
	124,909,622.48	--

1 2016 6 23

49,000,000.00

47,000,000.00

1-8

2 2016 6 28

25,000,000.00

26,000,000.00

1-4

3 2018 4

100,000,000.00

3

71

1

	--	--	
	1,046,008.40		

73

1

	1,300,000.00		1,300,000.00
	2,000.00		2,000.00
	385,500.00		385,500.00

	1,050,383.34	"8515"	156,700.00
	440,833.33		85,000.00
	150,000.00	2	40,000.00
	87,500.00		30,000.00
	68,333.33	500 /	25,000.00
	95,000.00	IIR/PP TPV	20,000.00
	108,333.32		20,000.00
	5,485,764.28		820,000.00
	258,683.33	5000T	37,400.00
	5,889,437.37		800,000.00
	380,416.67		55,000.00
	691,666.67	2.1 TPV	100,000.00
	1,436,666.67	30000 /	160,000.00
	1,363,337.62		150,000.00
	33,333.34	PBT CTI	33,333.34
	1,683,333.33		200,000.00
	252,500.00		30,000.00
	166,666.67		20,000.00
	479,400.00		35,360.00
	491,910.00		51,780.00

941,666.67



--	164,452,407.00
--	93,512,153.00
	257,964,560.00
	231,037,069.32
/	26,927,490.68

17,953,781.26

3

	80,443,879.13	80,443,879.13
	248,094,323.90	248,094,323.90


4

5


6

2


1



2



3



3

4

5

6

1

1

				100.00%		
				100.00%		
				80.00%		

2

	20.00%	2,005,210.97		55,276,032.98

3

	445,800, 368.08	110,900, 493.08	556,700, 861.16	267,646, 490.77	12,674,2 05.45	280,320, 696.22						

	232,099,979. 34	10,026,054.8 7	10,026,054.8 7	12,903,194.1 5				

4

5

2

1

2

--	--

3

1

				50.00%		
				99.97%		

20%

20%

2

	/	/
	92,628,284.83	99,318,005.02
	2,082,892.96	4,453,094.06
	72,583,860.17	77,449,823.37
	165,212,145.00	176,767,828.39
	148,543,335.53	151,195,472.90
	3,069,925.00	3,716,225.00
	151,613,260.53	154,911,697.90
	13,598,884.47	21,856,130.49
	6,788,546.47	10,917,169.48
	6,788,546.47	10,917,169.48
	187,610,965.11	132,964,187.50
	4,865,730.73	1,060,353.57
	-8,257,246.02	-11,909,041.38
	-8,257,246.02	-11,909,041.38

3

	/	/
	93,665,340.17	
	93,665,340.17	
	72,000,000.00	
	72,000,000.00	
	21,665,340.17	
	21,653,800.96	
--	17,953,781.26	

7

8

4

				/	

5

6

1

3

35.33%

3

5

2

	1	1-3	3	1	1-5	
	1	3	1	5		
	124,168,170.17	18,154,575.54	1,200,000.00			143,522,745.71
	52,842,348.61	421,157,683.01	73,497,120.44	2,157,559.34		549,654,711.40
	597,366.82	805,439.40	789,049.08	517,200.00		2,709,055.30
	177,607,885.60	440,117,697.95	75,486,169.52	2,674,759.34		695,886,512.41

	1	1-3	3	1	1-5	
	1	3	1	5		
			353,000,000.00			353,000,000.00
	13,586,156.47	108,154,335.35	28,131,225.49	1,014,080.65		150,885,797.96
	8,514,965.17	2,928,625.14	110,386,780.76	21,615,833.00		143,446,204.07
	22,101,121.64	111,082,960.49	491,518,006.25	22,629,913.65		647,332,002.03

	1	1-3	3	1	1-5	
	1	3	1	5		
	61,686,131.87	19,941,765.70				81,627,897.57
	41,542,653.50	238,507,010.13	50,814,662.85			330,864,326.48
	208,308.60	1,746,841.22	102,350.00			2,057,499.82
	103,437,093.97	260,195,617.05	50,917,012.85			414,549,723.87

	1	1-3	3	1	1-5	
	1	3	1	5		
	23,304,723.70	35,529,025.00	26,595,025.10			85,428,773.80
	67,170.67	2,862,174.34	1,143,319.00			4,072,664.01
	23,371,894.37	38,391,199.34	27,738,344.10			89,501,437.81

A

4%	861,781.75	861,781.75	34,726.74	34,726.74
4%	-861,781.75	-861,781.75	-34,726.74	-34,726.74
4%	69,613.89	69,613.89	42,126.82	42,126.82
4%	-69,613.89	-69,613.89	-42,126.82	-42,126.82

1

2

B

2018

12 31

353,000,000.00

			353,000,000.00
			353,000,000.00

50

/ 50

50	-93,429.17	-93,429.17	
50	93,429.17	93,429.17	

1

2

C

1

2

1

	--	--	--	--
	402,380.00			402,380.00
2.	402,380.00			402,380.00
	--	--	--	--

2

3

4

5

6

7

8

9

1

			10,600	48.51%	48.51%

2

1

3

2

--	--

4

	10%
	3

5

1

/

		27,714,660.96	17,000,000.00		2,437,837.61
		26,359.31			2,098,026.25
		3,579,115.83	19,500,000.00		1,165,811.97
		4,483,051.82	5,000,000.00		

		1,134,150.86			
--	--	--------------	--	--	--

/

		3,962,330.67	1,452,814.10
		925,551.70	
		2,063,281.31	

2

/

/

/

/	/	/	/	/	/	/
---	---	---	---	---	---	---

/

/

/	/	/	/	/	/	/
---	---	---	---	---	---	---

/

3

--	--	--	--

--	--	--	--

4

--	--	--	--

	5,000.00	2018 05 22	2021 05 22	
	5,000.00	2018 10 23	2021 10 23	
	5,000.00	2017 09 27	2019 03 26	
	5,000.00	2018 12 27	2023 12 26	
	15,500.00	2017 04 10	2019 04 01	

5

	150,000,000.00	2018 06 21	2018 12 29	

6

			257,964,560.00

7

	1,628,280.26	1,159,400.00

8

6

1

		620,699.20	31,034.96		
		181,724.86	9,086.24		
		120,203.00	6,010.15		

2

			503,320.10
		20,680.00	24,209.56
		225,465.97	395,600.00
		9,749,607.69	
		355.00	
		93,512,153.00	
		558,304.38	

7

8

1

2

3

4

5

1

1

2

3

1

--	--	--	--

2

	252,000,000.00
--	----------------

3

4

1

2019 3 26

1,000

2

2019 4 22

2018

2018 12

31 252,000,000

10

6

403,200,000

10

1.00

25,200,000

3

2018 12 28

1,000

10%

2019

1 25

1,000

10%

30

2019 1 31

2019 3 14

1,000

1

1

--	--	--	--

2

--	--	--

2

3

1

2

4

5

--	--	--	--	--	--	--

6

1

A

B

2

	1,202,159,717.17	160,373,510.45		1,362,533,227.62
	806,193.30	4,748,118.85	-5,554,312.15	
	5,795,074.09			5,795,074.09
	5,280,296.66	-320,251.56	-4,924,811.09	35,234.01
	35,898,436.30	4,909,706.96		40,808,143.26
	139,992,527.07	13,133,382.35	-13,028,970.17	140,096,939.25
	2,012,056,858.88	141,448,238.06	-421,376,442.66	1,732,128,654.28
	826,081,988.93	40,375,129.21	-134,377,033.57	732,080,084.57

3

4

7

8

1

	50,150,283.35	70,582,438.55
	215,222,839.37	195,580,606.75
	265,373,122.72	266,163,045.30

1

1)

	49,093,780.78	70,582,438.55
	1,056,502.57	
	50,150,283.35	70,582,438.55

2)

--	--

3)

		229,121,286.68
		57,700.00
		229,178,986.68

4)

--	--

2

1)

	228,272,088.92	100.00%	13,049,249.55	5.72%	215,222,839.37	207,264,610.08	99.76%	11,684,003.33	5.64%	195,580,606.75
						507,050.00	0.24%	507,050.00	100.00%	
	228,272,088.92	100.00%	13,049,249.55	5.72%	215,222,839.37	207,771,660.08	100.00%	12,191,053.33	5.87%	195,580,606.75

1		

219,527,596.23

10,976,379.81

5.00%

1

1)

	476,502.57	778,944.21
	65,826.00	
	542,328.57	778,944.21

2)

--	--	--	--	--

2

1)

()		
-----	--	--

2)

1

()				
-----	--	--	--	--

3

1)

	129,177, 366.01	100.00%	6,875,65 6.33	5.32%	122,301,7 09.68	36,659, 046.47	100.00%	1,834,980 .50	5.01%	34,824,065. 97
	129,177, 366.01		6,875,65 6.33		122,301,7 09.68	36,659, 046.47		1,834,980 .50		34,824,065. 97

1			
	120,841,605.55	6,042,080.28	5.00%
1	120,841,605.55	6,042,080.28	5.00%
1 2	8,335,760.46	833,576.05	10.00%
	129,177,366.01	6,875,656.33	5.32%

2)

5,040,675.83

0.00

--	--	--

3)

--	--

--	--	--	--	--	--

4)

--	--	--

	32,588.00	
	129,177,366.01	36,659,046.47

5)

		72,925,677.83	1	56.45%	4,045,093.40
		51,000,000.00	1	39.48%	2,550,000.00
		4,359,015.08	1	3.37%	217,950.75
		314,570.36	1-2	0.24%	30,957.04
		175,000.00	1-2	0.14%	11,500.00
	--	128,774,263.27	--	99.69%	6,855,501.19

6)

--	--	--	--	--

7)

8)

3

	322,464,560.00		322,464,560.00	64,500,000.00		64,500,000.00
	28,442,347.43		28,442,347.43	10,917,169.48		10,917,169.48
	350,906,907.43		350,906,907.43	75,417,169.48		75,417,169.48

1

--	--	--	--	--	--	--

	49,500,000.00			49,500,000.00		
	15,000,000.00			15,000,000.00		
		257,964,560.00		257,964,560.00		
	64,500,000.00	257,964,560.00		322,464,560.00		

2

	10,917,16 9.48			-4,128,62 3.01						6,788,546 .47	
	10,917,16 9.48			-4,128,62 3.01						6,788,546 .47	
		169,000,0 00.00	163,230,8 77.40	27,877,47 8.36			11,992,80 0.00			21,653,80 0.96	
		169,000,0 00.00	163,230,8 77.40	27,877,47 8.36			11,992,80 0.00			21,653,80 0.96	
	10,917,16 9.48	169,000,0 00.00	163,230,8 77.40	23,748,85 5.35			11,992,80 0.00			28,442,34 7.43	

3

4

	939,046,863.21	759,549,747.83	774,949,272.86	611,007,773.71
	31,819,067.92	27,732,972.16	2,461,633.64	1,457,874.57
	970,865,931.13	787,282,719.99	777,410,906.50	612,465,648.28

5

	23,748,855.35	-5,954,520.69
	-2,675.00	-2,440.00
	3,328,078.82	
	2,249,998.26	2,474,033.38
	29,324,257.43	-3,482,927.31

6

1

	182,357.24	
	9,794,773.19	
	2,249,998.26	
	-138,642.55	
	245,283.93	
	14,229.22	
	1,852,561.86	
	142,316.16	

	10,353,121.27	--
--	---------------	----

1

1

2

		/	/
	13.75%	0.49	0.49
	12.59%	0.44	0.44

3

1

2

3

4

2018

2019 4 22