



2016

2017 04

) (

			2016	12	31
	8400	10	2.50		
0		10	5		

.....	5
.....	9
.....	12
.....	24
.....	49
.....	56
.....	56
.....	57
.....	66
.....	71
.....	72
.....	182

			002838
			Shandong Dawn Polymer Co.,Ltd.
			Dawn
			265701
			265701
			www.dawnprene.com
			thc@chinadawn.cn

	0535-8866557	0535-8866557
	0535-8831026	0535-8831026
	thc@chinadawn.cn	thc@chinadawn.cn

	www.cninfo.com.cn

	913706007456581228

	169

√ □

	19		2017 1 6 -2019 12 31

□ √

□ √

	2016	2015		2014
	799,684,968.59	626,230,798.97	27.70%	580,759,404.41
	79,320,964.31	59,892,026.15	32.44%	47,183,853.91
	74,613,604.55	55,835,271.92	33.63%	42,871,347.28
	44,668,756.39	45,520,563.13	-1.87%	48,351,516.75
/	1.260	0.950	32.63%	0.75
/	1.260	0.950	32.63%	0.75
	18.39%	16.56%	1.83%	15.31%
	2016	2015		2014
	1,009,752,879.75	593,033,915.32	70.27%	565,114,026.16

	763,017,239.80	391,600,112.59	94.85%	331,800,948.34
--	----------------	----------------	--------	----------------

1

□ √

2

□ √

	171,551,315.50	184,692,782.55	186,364,846.40	257,076,024.14
	20,072,178.04	22,248,057.91	19,127,351.50	17,873,376.86
	18,778,960.89	21,205,880.80	18,135,789.50	16,492,973.37
	5,718,701.85	27,297,325.36	24,927,584.40	-13,274,855.25

□ √

√ □

	2016	2015	2014	
	-42,280.92	33,503.74	-34,856.85	
	5,596,522.60	4,805,226.72	4,797,162.64	
	43,939.46	52,539.05	505,842.80	
	839,727.17	733,690.43	790,222.29	
	51,094.21	100,824.85	165,419.67	

	4,707,359.76	4,056,754.23	4,312,506.63	--
--	--------------	--------------	--------------	----

1 —

1 —

□ √

1 —

TPV

CNAS

TPV

TPV

“ ”

TPV

75%

10

TPV

“ ” “ ”

“

—

”

TPV

2008

“

”

TPV

TPV

2006

1

	2100 29,050.80

2

□ √

2008

“ - ” TPV

“

” TPV

2010

“ ” 2015

“ ”

“ @ ” FB †

TPV

TPV

2016

79968.50
7932.10 32.44%

27.70%

9502.98

27.71%

1

2016

2016

40,808.33
12,456.56 10.54%

29.69%

26,062.02

36.43%

2

2016

3

“ ”

2016

4

6S

5

2016

1

“ ” “ ”

2

1

	2016	2015	

	799,684,968.59	100.00%	626,230,798.97	100.00%	27.70%
	408,083,324.98	51.03%	314,661,907.21	50.25%	29.69%
	260,620,212.31	32.59%	191,029,936.70	30.50%	36.43%
	124,565,559.90	15.58%	112,689,153.78	17.99%	10.54%
	6,415,871.40	0.80%	7,849,801.28	1.25%	-18.27%
	781,090,742.26	97.67%	611,210,296.08	97.60%	27.79%
	18,594,226.33	2.33%	15,020,502.89	2.40%	23.79%

2

10%

√ □

	799,684,968.59	604,720,906.99	24.38%	27.70%	25.91%	1.07%
	408,083,324.98	330,341,716.78	19.05%	29.69%	28.07%	1.02%
	260,620,212.31	170,459,437.69	34.59%	36.43%	30.52%	2.96%
	124,565,559.90	98,907,914.64	20.60%	10.54%	14.31%	-2.62%
	781,090,742.26	589,576,036.56	24.52%	27.79%	26.46%	0.79%

1

□ √

3

√ □

			2016	2015	
			43,457.85	33,251.23	30.70%
			48,575.55	35,901.83	35.30%

			4,226.98	3,328.42	27.00%
			11,966.75	8,646.27	38.40%
			13,082.54	9,619.63	36.00%
			1,359.28	1,076.02	26.33%
			12,267.39	10,489.93	16.94%
			12,473.44	11,084.59	12.53%
			643.82	563.02	14.35%

30%

√ □

1.

2.

4

□ √

5

		2016		2015		
		555,663,697.20	92.66%	437,489,796.93	92.09%	27.01%
		15,084,042.47	2.52%	13,586,934.73	2.86%	11.02%
		15,796,471.63	2.63%	12,921,840.02	2.72%	22.25%
		11,759,244.78	1.96%	9,596,366.49	2.02%	22.54%
		1,405,613.03	0.23%	1,472,709.71	0.31%	-4.56%
		599,709,069.11	100.00%	475,067,647.88	100.00%	26.24%

1		107,910,517.65	17.60%
2		39,779,988.94	6.49%
3		27,513,038.78	4.49%
4		22,173,797.50	3.62%
5		17,423,497.31	2.84%
	--	214,800,840.18	35.04%

□ √

3

	2016	2015		
	29,819,657.22	22,911,672.68	30.15%	
	53,930,563.62	39,297,003.40	37.24%	
	4,192,811.51	5,177,950.21	-19.03%	

4

√ □

2016 12

31

17

30

	2016	2015	
	101	97	4.12%
	18.40%	19.48%	-1.08%
	32,013,282.66	30,890,900.00	3.63%
	4.00%	4.93%	-0.93%
	0.00	0.00	0.00%

5

	2016	2015	
	879,378,361.61	681,798,375.28	28.98%
	834,709,605.22	636,277,812.15	31.19%
	44,668,756.39	45,520,563.13	-1.87%
	6,709,680.72	4,566,120.00	46.94%
	49,820,435.45	44,860,621.03	11.06%
	-43,110,754.73	-40,294,501.03	6.99%
	384,880,000.00	79,000,000.00	387.19%
	87,034,168.98	135,431,195.43	-35.74%
	297,845,831.02	-56,431,195.43	627.80%
	299,500,150.75	-51,069,825.00	686.45%

√ □

2016

2015

627.80%

2016 12 30

2016

2015

√ □

√ □

	-8,759,681.77	-9.22%	
	-4,529,768.21	-4.77%	
	5,668,643.62	5.97%	
	70,462.48	0.07%	

1

	2016		2015			
	330,215,260.97	32.70%	32,263,574.13	5.44%	27.26%	2016 12 30
	218,503,072.88	21.64%	145,761,624.65	24.58%	-2.94%	
	125,499,756.77	12.43%	82,775,549.83	13.96%	-1.53%	
	6,269,970.08	0.62%	12,745,065.98	2.15%	-1.53%	
	16,871,690.17	1.67%	25,631,371.94	4.32%	-2.65%	
	146,193,657.86	14.48%	135,969,752.35	22.93%	-8.45%	
	27,435,845.00	2.72%	1,973,029.81	0.33%	2.39%	
	84,000,000.00	8.32%	79,000,000.00	13.32%	-5.00%	

2

□ √

3

“ ” “ ” “76.” ”

1

□ √

2 √**3** √**4** √**5**√ **1**√

2016		29,050.8	0	0	0	0	0.00%	29,050.8		0
	--	29,050.8	0	0	0	0	0.00%	29,050.8	--	0
2016 12 30 2016 12 31										

2√

	()	(1)	(2)	(3) (2)/(1)					
TPV		14,550.8	0	0	0	0.00%		0	

3 √**1** √**2** √√

10%

			200	97,016,644.48	56,585,626.92	130,283,941.33	10,918,123.55	9,920,415.99
			1500	1,272,270.74	232,130.74	0.00	-17,869.26	-17,869.26
			1,200	173,199,463.14	33,765,171.87	113,469,459.05	-17,955,782.04	-17,519,363.53

 √ √

1

2017 580 TPV
 200 Freedonia 2017 TPV
 2019 580
 TPE TPV 8%

2

IT
 2014-2020 2013-2017
 4.6% 2015
 1,500 “ ”
 15% 12%
 16% 10% 10% 40%

3

2017 82.5
 20% 6%
 Research 2020 TechSci
 Opportunities, 2020) 2015 -2020 12% (China Masterbatch Market Forecast & TechSci Research

1

TPV

2

3

4

“ ”

5

1

TPV

2

PP ABS PA EPDM

3

TPV

TPV

2-2.5

4

2016

5

2016

6

1

□ √

√ □

2017 4 24 2016 12 31 8400
10 2.50 2100 10 5

3

2014 2015

2016 2016 12 31 8400 10
2.50 2100 10 5

2016	2,100.00	79,320,964.31	26.47%	0.00	0.00%
2015	0.00	59,892,026.15	0.00%	0.00	0.00%
2014	0.00	47,183,853.91	0.00%	0.00	0.00%

□ √

√ □

10	0
10	2.50
10	5
	84,000,000
	21,000,000.00
	288,215,554.52
	100.00%
	20

2016

72,710,359.96

			25% 6			
			6	12		
			50%			
				2014 21	10	36
			6			

			6			
			6			

				2014 09 29	12	

--	--	--	--	--	--	--	--

--	--	--	--	--	--	--	--

				2014 10 21		

				2014 10 21	36	

			1			
			2			
			3			

			5%			
--	--	--	----	--	--	--

				2014 10 21		
				2014 10 21		

			1			
			2			
				2014 10 21	36	

			1			
			2			
			3			

			1			
			2			

			1	2014 10 21		
			2			

			3			
			1			
			2			

				2016 03 16		

2

□ √

√

√

√

√

√

2015 12 11

1,500

25

2015 12 22

2016 2 1

	2016/2/1	232,130.74	-17,869.26

	65
	4

√

2,100 2016
65

√

√

√

√

√

√

1

√

2

√

3

$\sqrt{\quad}$

4

$\sqrt{\quad}$

5

2

□ √

4

□ √

1

1

2

		/
	—	—
	—	—
1.	—	—
2.	—	—
3.	—	—
4.	—	—
5.	—	—
6.	—	—
7.	—	—
8.	—	—
9.	—	—
	—	—

3

2

□ √

□ √

□ √

1

	63,000,000	100.00%	0	0	0	0	0	63,000,000	75.00%
1	0	0.00%	0	0	0	0	0	0	0.00%
2	0	0.00%	0	0	0	0	0	0	0.00%
3	63,000,000	100.00%	0	0	0	0	0	63,000,000	75.00%
	40,751,919	64.69%	0	0	0	0	0	40,751,919	48.51%
	22,248,081	35.31%	0	0	0	0	0	22,248,081	26.49%
4	0	0.00%	0	0	0	0	0	0	0.00%
	0	0.00%	0	0	0	0	0	0	0.00%
	0	0.00%	21,000,000	0	0	0	21,000,000	21,000,000	25.00%
1	0	0.00%	21,000,000	0	0	0	21,000,000	21,000,000	25.00%
2	0	0.00%	0	0	0	0	0	0	0.00%
3	0	0.00%	0	0	0	0	0	0	0.00%
4	0	0.00%	0	0	0	0	0	0	0.00%
	63,000,000	100.00%	21,000,000	0	0	0	21,000,000	84,000,000	100.00%

√

□

2016

[2016]2989

A 2100

2016 12 26

6300

8400

√ □

[2016]2989

15.28

A 2100

1

√ □

2017
~~2007~~ 1 4

2100

	2016 12 26	15.28	21,000,000	2017 01 06	21,000,000	

2

√ □

	[2016]2989			
		1.00	15.28	2,100
320,880,000.00				
30,372,000.00	290,508,000.00		21,000,000.00	

3

□ √

1

	41,509		8,445		0		0
			8		8		
		5%	10				
		48.51%	40,751,919		40,751,919		
		20.84%	17,506,523		17,506,523		

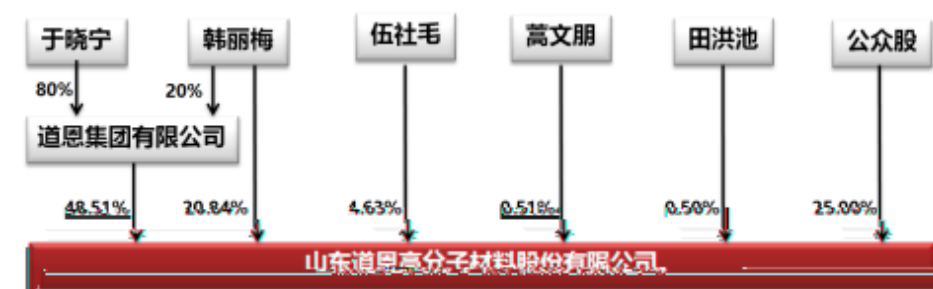
		4.63%	3,889,417		3,889,417			
		0.51%	430,000		430,000			
		0.50%	422,141		422,141			
		0.01%	4,800			4,800		
		0.00%	3,600			3,600		
		0.00%	3,000			3,000		
		0.00%	3,000			3,000		
		0.00%	3,000			3,000		
10								
3								
10								
						4,800		4,800
						3,600		3,600
						3,000		3,000

		3,000	3,000
		3,000	3,000
		3,000	3,000
		2,420	2,420
		2,400	2,400

3

10		

□ √



□ √

4 10%

□ √

5

□

□ √

				50	2013 12 20	2017 06 20	0	0	0	0	0	0
				46	2013 12 20	2017 06 20	17,506,523	0	0	0	17,506,523	3
				45	2013 12 20	2017 06 20	430,000	0	0	0	430,000	
				41	2013 12 20	2017 06 20	422,141	0	0	0	422,141	
				54	2013 12 20	2017 06 20	0	0	0	0	0	0
				55	2013 12 20	2017 06 20	0	0	0	0	0	0
				68	2013 12 20	2017 06 20	0	0	0	0	0	0
				73	2013 12 20	2017 06 20	0	0	0	0	0	0

2013 2017
50 12 20 06 20 0 0 0 0 0

					2013 63 12 20	2017 06 20	0	0	0	0	0
					2013 43 12 20	2017 06 20	0	0	0	0	0
	--	--	--	--	--	--	18,358,664	0	0	0	18,358,664

□ √

9

3

1

1967

1997

1997 2000

2000

2002 2010

2010 12

SAC/TC15/SC1

1972

1994 5 2010 6

2010

7 2012 12

“

”1 “

”1 “

”1

1976

2003 2010

2010 12

2014 7 15

TPV

TPV

“

TPV

”

2005
30 8 7
5 “ ” “ ” “
” “ ” “ ‘ ’ ”
1971 1991 1997
1997 2010 12
1963 1980
1994 1994 2001 2001 2006
2006 2008 2008 2010
2010 12
1962 1982 2003
2003 2006 2006 2010
2010 3 2013 12
2
1949 1976 2000
2000 2007
2007 2009
2010 12
1944 1982 2004
2010 12
1967 1992 1994
1994 1999 1999 2002
2002 2014 2010 12

3

1971 1992 1995
1996 1999 2000 2009
2010 2011 2012 12
1954 1975 1979
1979 1994 1994 2003
2003 2008 2010 12
1974 1999 2002
2002 2003 2003 2010 2010 12

“

√ □

			2009 04 13		
			2003 07 22		
			2004 10 10		
			2003 02 27		
			2010 09 09		
			2003 07 16		
			2010 09 09		
			2014 09 29		
			2004 08 12		
			2002 09 23		
			2011 12 23		
			2013 01 05		
			2003 07 22		
			2014 04 04		
			2016 03 02		
			2011 12 23		

2013 04 19

			2016 02 01		
			2013 04 19		
			2002 11 08		
			2003 02 27		
			2013 03 11		
			2003 07 16		
			2009 08 08		

			45		21.74	
			41		19.75	
			54		11.71	
			55		11.23	
			68		5	
			73		5	
			50		5	
			46		0	
			63		5	
			43		11.91	
	--	--	--	--	96.34	--

□ √

1

	454
	95
	549
	556
	3
	304
	56
	101
	15
	73
	549

	11
	71
	107
	360
	549

2

“

3

4

□ √

3

9

3


4

3

1

□ √

□ √



--	--	--

□ √

1

□ √

2

	2017 04 25	
	http://www.cninfo.com.cn	
		100.00%
		100.00%

	5%	
	2%	1%
		0.5%

	2017 04 24
	2017 011753

“ ”

2016 12 31

2016

1

2

2016 12 31

2016

1

2016 12 31

	330,215,260.97	32,263,574.13
	53,126,482.69	70,902,370.16
	218,503,072.88	145,761,624.65
	8,741,372.80	10,824,409.03
	1,290,207.31	460,641.37
	125,499,756.77	82,775,549.83
	9,092.89	18,005.67
	737,385,246.31	343,006,174.84
	10,000,000.00	10,000,000.00
	16,871,690.17	25,631,371.94
	6,269,970.08	12,745,065.98
	146,193,657.86	135,969,752.35
	27,435,845.00	1,973,029.81

	50,652,836.18	52,318,624.29
	4,540,906.42	3,138,785.97
	1,951,285.92	1,272,394.43
	8,451,441.81	6,978,715.71
	272,367,633.44	250,027,740.48
	1,009,752,879.75	593,033,915.32

	187,005,162.68	145,379,795.81
	39,978,548.68	38,483,384.96
	39,978,548.68	38,483,384.96
	226,983,711.36	183,863,180.77

2

	328,048,855.11	28,181,113.08
	44,666,326.11	53,102,650.37
	176,757,453.73	111,783,971.58
	6,375,974.13	9,944,374.90
	1,092,323.63	386,432.75
	110,463,049.33	73,809,487.80
	667,403,982.04	277,208,030.48
	10,000,000.00	10,000,000.00
	51,621,690.17	60,131,371.94
	114,588,962.56	109,965,691.26
	27,325,467.64	1,973,029.81
	42,909,126.47	44,406,374.51
	4,540,906.42	3,138,785.97

	39,978,548.68	38,483,384.96
	189,575,468.98	141,642,616.60
	84,000,000.00	63,000,000.00
	361,553,081.53	90,382,515.51
	29,248,603.75	21,977,567.75
	263,237,433.78	197,798,109.82
	738,039,119.06	373,158,193.08
	927,614,588.04	514,800,809.68

3

	799,684,968.59	626,230,798.97
	799,684,968.59	626,230,798.97
	701,493,695.50	551,768,068.77
	604,720,906.99	480,272,553.52
	4,299,987.95	2,686,271.82

	29,819,657.22	22,911,672.68
	53,930,563.62	39,297,003.40
	4,192,811.51	5,177,950.21
	4,529,768.21	1,422,617.14
“ ”		
“ ”	-8,759,681.77	-4,946,085.26
	-8,759,681.77	-4,946,085.26
“ ”		
“ ”	89,431,591.32	69,516,644.94
	5,668,643.62	4,897,944.14
	25,307.03	40,178.37
	70,462.48	6,674.63
	67,587.95	6,674.63
“ ”	95,029,772.46	74,407,914.45
	13,502,700.48	11,694,488.03
“ ”	81,527,071.98	62,713,426.42
	79,320,964.31	59,892,026.15
	2,206,107.67	2,821,400.27
1.		
2.		
1.		
2.		

3.		
4.		
5.		
6.		
	81,527,071.98	62,713,426.42
	79,320,964.31	59,892,026.15
	2,206,107.67	2,821,400.27
	1.260	0.950
	1.260	0.950
	0.00	0.00

4

	670,924,236.52	507,559,867.63
	502,069,235.77	389,184,460.04
	3,357,029.62	1,814,040.66
	26,388,003.91	19,707,293.67
	43,789,077.45	30,609,311.06
	2,861,937.72	3,118,492.32
	4,083,889.81	1,021,660.75
“ ”		
“ ”	-8,759,681.77	-4,946,085.26
	-8,759,681.77	-4,946,085.26

“ ”	79,615,380.47	57,158,523.87
	5,363,814.69	4,417,324.14
	25,283.64	40,178.37
	6,076.91	524.50
	5,202.38	524.50
“ ”	84,973,118.25	61,575,323.51
	12,262,758.29	9,999,056.99
“ ”	72,710,359.96	51,576,266.52
1.		
2.		
1.		
2.		
3.		
4.		
5.		
6.		
	72,710,359.96	51,576,266.52

	877,296,918.87	680,824,573.73

	138,280.72	161,120.00
	6,571,400.00	4,405,000.00
	6,709,680.72	4,566,120.00
	49,820,435.45	31,070,621.03
		10,000,000.00
		3,790,000.00
	49,820,435.45	44,860,621.03
	-43,110,754.73	-40,294,501.03
	300,880,000.00	
	84,000,000.00	79,000,000.00
	384,880,000.00	79,000,000.00
	79,000,000.00	130,000,000.00
	4,030,395.37	5,031,195.43
	4,003,773.61	400,000.00
	87,034,168.98	135,431,195.43
	297,845,831.02	-56,431,195.43
	96,318.07	135,308.33
	299,500,150.75	-51,069,825.00
	29,684,324.23	80,754,149.23
	329,184,474.98	29,684,324.23

6

	726,179,217.34	551,819,101.30
	469,834.50	2,304,333.84
	726,649,051.84	554,123,435.14
	585,793,534.96	441,116,670.37
	28,851,315.90	24,224,176.21
	34,702,849.25	23,704,690.74
	39,504,780.74	26,403,156.07
	688,852,480.85	515,448,693.39
	37,796,570.99	38,674,741.75
	135,930.29	161,120.00
	6,571,400.00	4,405,000.00
	6,707,330.29	4,566,120.00
	46,995,658.55	30,005,446.65
		10,000,000.00
	250,000.00	
		3,790,000.00
	47,245,658.55	43,795,446.65
	-40,538,328.26	-39,229,326.65

229,21.2 Q4 147

	359,880,000.00	49,000,000.00
	49,000,000.00	100,000,000.00
	2,743,875.48	2,909,002.76
	4,003,773.61	400,000.00
	55,747,649.09	103,309,002.76
	304,132,350.91	-54,309,002.76
	25,612.30	195,629.01
	301,416,205.94	-54,667,958.65
	25,601,863.18	80,269,821.83
	327,018,069.12	25,601,863.18

7

	63,000,000.00				90,382,515.51				21,977,567.75		216,240,029.33	17,570,621.96	409,170,734.55

	21,000				271,170				7,271,0		71,975,	2,181,3	373,598
	,000.0				,566.02				36.00		525.19	06.63	,433.84
	0												
											79,320,	2,206,1	81,527,
											964.31	07.67	071.98
	21,000				271,170								292,170
	,000.0				,566.02								,566.02
	0												
1	21,000				271,170								292,170
	,000.0				,566.02								,566.02
	0												
2													
3													

											-74,403.12	-24,801.04	-99,204.16
	84,000,000.00				361,553,081.53				29,248,603.75		288,215,554.52	19,751,928.59	782,769,168.39

	63,000,000.00				90,382,515.51				16,819,941.10		161,598,491.73	14,780,175.65	346,581,123.99
	63,000,000.00				90,382,515.51				16,819,941.10		161,598,491.73	14,780,175.65	346,581,123.99
“ ”								5,157,626.65			54,641,537.60	2,790,446.31	62,589,610.56
											59,892,026.15	2,821,400.27	62,713,426.42
1													
2													
3													

	63,000,0				90,382,51				21,977,56	197,798	373,158,1
	00.00				5.51				7.75	,109.82	93.08
	21,000,0				271,170,5				7,271,036	65,439,	364,880,9
	00.00				66.02				.00	323.96	25.98
										72,710,	72,710,35
										359.96	9.96
	21,000,0				271,170,5						292,170,5
	00.00				66.02						66.02
1	21,000,0				271,170,5						292,170,5
	00.00				66.02						66.02
2											
3											
4											
									7,271,036	-7,271,0	
									.00	36.00	
1									7,271,036	-7,271,0	
									.00	36.00	
2											
3											
1											
2											
3											
4											

1											
2											
	84,000,0 00.00				361,553,0 81.53				29,248,60 3.75	263,237 ,433.78	738,039,1 19.06

	63,000,0 00.00				90,382,51 5.51				16,819,94 1.10	151,379 ,469.95	321,581,9 26.56
	63,000,0 00.00				90,382,51 5.51				16,819,94 1.10	151,379 ,469.95	321,581,9 26.56
“ ”									5,157,626 .65	46,418, 639.87	51,576,26 6.52
										51,576, 266.52	51,576,26 6.52
1											
2											
3											

2

2009 10				5.46%	
2009 11 18					
2010 8				15,870,000.00	
	13,870,000.00		1,601,040.00		398,960.00
	53,870,000.00		61.72%	30.71%	6.83%
		2010 8 28		2010 176	0.74%
2010 11 22			2010 9 30		
	2010 12 8			2010 9 30	
	111,382,515.51	1.9541 1		57,000,000.00	
54,382,515.51				2010 12 10	2010
7-004					
2012 12	2012			6,000,000.00	
	5,570,000.00		430,000.00		63,000,000.00
		2012 12 25	2012	7-016	
2016 12 02		[2016]2989		2016 12 30	
	21,000,000	1	15.28		320,880,000.00
					30,372,000.00
	290,508,000.00		2016 12 30		
84,000,000.00			2016 12 30		2016 010160

“ ” “ ”

2017 4 24

2

2016 2

1

—

2

12

1

2

1 1 12 31

3

4

5

1

“ ”

2

a

22 —

b

“ ”

6

1

2016 12 31

2

3

”

“

“

”

4

5

6

7

1

“ ”

2

8 —

8 —

8

9

1

2

“ ”

10

1

2

a

b

c

d

a

b

c

d

a

c

a

b

c

d

e

f

g

h

i

c

a

b

35%

3

a

b

4

5

()

6

Tf346.63.9331P <</MCID 113 .48 ref 3.933.82 331.22 Td(Tf506.63.9331P <</MCID 113 62 ref*3.933.82 331.22 Td()Tj#EM28CID 394 344.18 159.02 0.48 re2

1

	5%
	200

2

√ □

1 1	5.00%	5.00%
1 2	10.00%	10.00%
2 3	20.00%	

--	--

12

1

2

3

4

5

6

13

14

1

a

b

a

b

c

d

a

b

c

7 -

d

12 --

2

22 —

3

4

1625Tj EMC /P <</MCID 5 >>BDC /C20_0 9

216

“ ”

~~16~~ 1625Tj EMC /P <</MCID 5 >>BDC /C12_0 9 Tf -157.52 -17.45

16

1

2

		20	5	4.75
		10	5	9.50
		5	5	19.00
		5	5	19.00

3

17

1

2

3

“ ”

18

1

3

2

19

20

21

1

2

22

1

2

3

4

5

6

7

8 —

-

23

24

1

2

3

4

26

1

2

3

4

27

28

1

2

a

b

3

29

1

2

30

/

1

2

31

1

2

32

33

1

 √

2

 √

34

1

		17%
		7.00%
		15.00% 25.00%
		5%
		3.00%
		2.00%
		1.00%

	15%
	15%
	25%

2

2014 10 31

2014

2014 -2016 15%

2013 12 12

2013 -2018 15%

2013

2016

3**1**

	34,840.35	102,214.28
	329,149,634.63	29,582,109.95
	1,030,785.99	2,579,249.90
	330,215,260.97	32,263,574.13
	0.00	0.00

2

--	--	--

3

□ √

4**1**

	50,523,158.78	70,553,961.02
	2,603,323.91	348,409.14
	53,126,482.69	70,902,370.16

2

--	--

3

	227,222,952.24	
	2,122,604.22	
	229,345,556.46	

4

--	--

5

1

	231,435, 546.07	100.00%	12,932,4 73.19	5.59%	218,503,0 72.88	154,214 ,740.27	100.00%	8,453,115 .62	5.48%	145,761,62 4.65
	231,435, 546.07	100.00%	12,932,4 73.19	5.59%	218,503,0 72.88	154,214 ,740.27	100.00%	8,453,115 .62	5.48%	145,761,62 4.65

□ √

√ □

1				
1		219,569,100.98	10,978,455.05	5.00%
1		219,569,100.98	10,978,455.05	5.00%
1	2	6,261,492.40		

5

6

6

1

1	8,700,832.80	99.54%	7,131,855.40	65.89%
1 2	37,050.00	0.42%	3,397,892.38	31.39%
2 3	2,700.00	0.03%	290,261.25	2.68%
3	790.00	0.01%	4,400.00	0.04%
	8,741,372.80	--	10,824,409.03	--

1

2

4,328,164.05

49.51%

7

1

--	--	--

2

--	--	--	--	--

8

1

()		
-----	--	--

2

1

()				
-----	--	--	--	--

9

1

	1,370,131.91	100.00%	79,924.60	5.83%	1,290,207.31	490,155.33	100.00%	29,513.96	6.02%	460,641.37
	1,370,131.91	100.00%	79,924.60	5.83%	1,290,207.31	490,155.33	100.00%	29,513.96	6.02%	460,641.37

√

√

1			

1 1,333,771.91

	489,841.52	268,353.15
	261,926.93	100,879.65
	455,755.54	
	162,607.92	120,922.53
	1,370,131.91	490,155.33

5



10

1

	63,829,322.67		63,829,322.67	37,023,869.96		37,023,869.96
	48,611,380.51		48,611,380.51	35,500,248.90		35,500,248.90
	13,059,053.59		13,059,053.59	10,251,430.97		10,251,430.97
	125,499,756.77		125,499,756.77	82,775,549.83		82,775,549.83

4 —

2

3

4

--	--

11

--	--	--	--	--

12

--	--	--

13

		14,820.87

	10,000,000 .00			10,000,000 .00					10.00%	
	10,000,000 .00			10,000,000 .00					--	

4

--	--	--	--	--	--	--	--	--	--	--

5

--	--	--	--	--	--	--	--	--	--	--

15

1

2

--	--	--	--	--	--	--	--	--	--	--

3

16

1

2

3

17

	25,631,37			-8,759,68					16,871,69	
	1.94			1.77					0.17	
	25,631,37			-8,759,68					16,871,69	
	1.94			1.77					0.17	
	25,631,37			-8,759,68					16,871,69	
	1.94			1.77					0.17	

18

1

√ □

1.	16,712,018.33			16,712,018.33
2.				
1				
2 \				
3				
3.	8,370,995.71			8,370,995.71
1				
	8,370,995.71			8,370,995.71
4.	8,341,022.62			8,341,022.62

3				
1				
2				
4.				
1.	6,269,970.08			6,269,970.08
2.	12,745,065.98			12,745,065.98

2

□ √

3

--	--	--

19

1

1.	80,053,329.97	98,250,684.81
2.	9,525,863.30	15,601,878.70
1		15,591,067.58
2	1,154,867.59	10,811.12
3		
3.		1,736,703.99
1		1,736,703.99
4.	89,579,193.27	112,115,859.52

1.	13,939,436.95	35,423,910.91
2.	6,551,001.46	7,920,343.67
1	3,914,982.27	7,920,343.67
3.		1,622,357.00
1		1,622,357.00
4.	20,490,438.41	41,721,897.58
1.		
2.		
1		
3.		
1		
4.		
1.	69,088,754.86	70,393,961.94
2.	66,113,893.02	62,826,773.90

2

--	--	--	--	--	--

3

--	--	--	--	--

4

--	--

5

--	--	--

20

1

TPV	1,530,495.51		1,530,495.51	1,496,495.51		1,496,495.51
	0.00		0.00	10,811.12		10,811.12
	19,762,765.23		19,762,765.23	104,339.62		104,339.62
	6,032,206.90		6,032,206.90	361,383.56		361,383.56
3000	110,377.36		110,377.36	0.00		0.00
	27,435,845.00		27,435,845.00	1,973,029.81		1,973,029.81

2

--	--	--	--	--	--	--	--	--	--	--	--	--

185,330,
000.00
TPV

	90,000,000.00	104,339.62	19,658,425.61			19,762,765.23	21.96%	21.96%				
	32,000,000.00	361,383.56	5,670,823.34			6,032,206.90	18.85%	18.85%				
	307,330,000.00	1,962,218.69	25,363,248.95			27,325,467.64	--	--				--

3

--	--	--	--	--	--	--	--	--	--	--	--	--

21

--	--	--	--	--	--	--	--	--	--	--	--	--

22

--	--	--	--	--	--	--	--	--	--	--	--	--

23

1

□ √

2 √**24** √**25****1**

1.	55,715,999.20	3,250,000.00	3,018,311.43		61,984,310.63
2.					
1					
2					

4.	7,125,675.84	3,250,000.00	955,798.61		11,331,474.45
1.					
2.					
1					
3.					
1					
4.					
1.	48,590,323.36		2,062,512.82		50,652,836.18
2.	49,652,449.19		2,666,175.10		52,318,624.29

4.07%

2

--	--	--

26

	3,138,785.97	1,402,120.45					4,540,906.42
	3,138,785.97	1,402,120.45					4,540,906.42

			CFDA

--	--	--	--

27

1

--	--	--	--	--

2

--	--	--	--	--

28

--	--	--	--	--	--

29

/

1

	13,008,572.79	1,951,285.92	8,482,629.58	1,272,394.43
	13,008,572.79	1,951,285.92	8,482,629.58	1,272,394.43

2

3

		1,951,285.92		1,272,394.43

4

		3,825.00	0.00
		14,044.26	0.00
		17,869.26	0.00

5

2021	14,044.26	0.00	
	14,044.26	0.00	--

30

--	--

31**1**

	74,000,000.00	79,000,000.00
	10,000,000.00	
	84,000,000.00	79,000,000.00

2

0.00

--	--	--	--	--

32

--	--	--

33 √**34**

0.00

35

1

	67,244,884.78	37,900,493.16
	4,059,819.68	7,914,950.54
	3,901,437.15	1,945,159.02
	4,705,660.37	
	1,291,167.67	996,924.29
	81,202,969.65	48,757,527.01

2

1

--	--	--

36

1

1	1	6,404,779.27	2,721,291.18	
1	2	2	79,953.08	28,111.59
2	3	3	14,601.11	12,508.40
3			48,904.60	46,896.19
			6,548,238.06	2,808,807.36

2

1

--	--	--

3

--	--	--	--	--

37

1

	4,858,095.07	33,518,281.09	32,574,041.89	5,802,334.27
-		3,192,250.61	3,192,250.61	
	4,858,095.07	36,710,531.70	35,766,292.50	5,802,334.27

2

1	2,622,931.82	30,891,665.43	29,972,316.01	3,542,281.24
2		271,407.10	271,407.10	
3		1,701,318.43	1,701,318.43	
		1,427,722.05	1,427,722.05	
		96,659.11	96,659.11	
		176,937.27	176,937.27	
4		551,008.00	551,008.00	
5	1,135,393.05	3,677.97	77,992.35	1,061,078.67
8	1,099,770.20	99,204.16		1,198,974.36
	4,858,095.07	33,518,281.09	32,574,041.89	5,802,334.27

3

--	--	--	--	--

1		3,024,237.42	3,024,237.42	
2		168,013.19	168,013.19	
		3,192,250.61	3,192,250.61	

38

		4,914,936.48	3,240,135.25
		916,077.90	

1

41

1

		1,600,000.00
	600,000.00	
	1,040,000.00	
	261,069.33	231,427.10
	186,695.24	137,844.06
	341,728.74	138,868.95
	2,429,493.31	2,108,140.11

2

1

--	--	--


42

--	--	--

43

--	--	--

44



45

1



46

1



2

3

4

47

1

--	--	--

48

1

--	--	--

2

--	--	--

--	--	--

--	--	--

5						
TPV	791,666.67		100,000.00		691,666.67	
6						
	1,968,666.66		233,000.00		1,735,666.66	
7 2						
	619,500.00		90,000.00		529,500.00	
8 "8515"						
	1,363,783.33		156,700.00		1,207,083.33	
9						
	610,833.33		85,000.00		525,833.33	
10 2						
	230,000.00		40,000.00		190,000.00	
11						
	147,500.00		30,000.00		117,500.00	
12 500 /						
	118,333.33		25,000.00		93,333.33	
13						
IIR/PP TPV	135,000.00		20,000.00		115,000.00	
14						
	148,333.32		20,000.00		128,333.32	

16 5000T	333,483.33		37,400.00		296,083.33	
17	7,489,437.37		800,000.00		6,689,437.37	
18	490,416.67		55,000.00		435,416.67	
19 2.1 TPV	891,666.67		100,000.00		791,666.67	
20 30000 /		1,600,000.00	103,333.33		1,496,666.67	
21		1,500,000.00	25,129.62		1,474,870.38	

22

CTI
PBT

100,000.00 33,333.33

52

--	--	--

53

		+ —					
	63,000,000.00	21,000,000.00				21,000,000.00	84,000,000.00

	2016 12 02		[2016]2989		2016 12 30
	21,000,000	1	15.28		320,880,000.00
					30,372,000.00
		290,508,000.00		2016 12 30	
84,000,000.00				2016 12 30	2016 010160

54

1

2

55

	90,382,515.51	271,170,566.02		361,553,081.53
	90,382,515.51	271,170,566.02		361,553,081.53

53.

56

--	--	--	--	--

57

58

--	--	--	--	--

59

	21,977,567.75	7,271,036.00		29,248,603.75
	21,977,567.75	7,271,036.00		29,248,603.75

10%

60

	216,240,029.33	161,598,491.73
	216,240,029.33	161,598,491.73
	79,320,964.31	59,892,026.15
	7,271,036.00	5,157,626.65
	74,403.12	92,861.90
	288,215,554.52	216,240,029.33

- 1) 0.00
- 2) 0.00
- 3) 0.00
- 4) 0.00
- 5) 0.00

61

	793,269,097.19	599,709,069.11	618,380,997.69	475,067,647.88
	6,415,871.40	5,011,837.88	7,849,801.28	5,204,905.64
	799,684,968.59	604,720,906.99	626,230,798.97	480,272,553.52

62

	1,521,368.81	1,257,046.57
	696,620.48	538,734.24
	824,480.15	248,298.86
	142,373.33	
	7,345.20	
	352,240.41	

	58,437.41	103,457.86
	464,396.51	359,156.16
	232,725.65	179,578.13
	4,299,987.95	2,686,271.82

65

	4,030,395.37	4,775,077.75
	214,002.84	150,648.72
	3,816,392.53	4,624,429.03
	459.05	135,308.33
	182,399.95	162,095.17
	193,559.98	256,117.68
	4,192,811.51	5,177,950.21

66

	4,529,768.21	1,422,617.14
	4,529,768.21	1,422,617.14

67

--	--	--

68

	-8,759,681.77	-4,946,085.26
	-8,759,681.77	-4,946,085.26

69

	25,307.03	40,178.37	
	25,307.03	40,178.37	25,307.03
	5,596,522.60	4,805,226.72	5,596,522.60
	46,813.99	52,539.05	46,813.99
	5,668,643.62	4,897,944.14	5,668,643.62

								/
						255,400.00		
						106,000.00		
						23,080.00		
						81,300.00		
						54,506.32		

3						760,000.00	760,000.00	
						930,000.00	905,000.00	
1	/					256,000.00	256,000.00	
						200,000.00	200,000.00	
	TPV					100,000.00	100,000.00	
						233,000.00	190,083.34	
2						90,000.00	90,000.00	

"8515"						156,700.00	147,700.00	
						85,000.00	85,000.00	
2						40,000.00	40,000.00	
						30,000.00	30,000.00	
500 /						25,000.00	25,000.00	
IIR/PP TPV						20,000.00	20,000.00	
						20,000.00	20,000.00	

						820,000.00	603,169.75	
5000T						37,400.00	37,400.00	
						800,000.00	510,562.63	
						55,000.00	55,000.00	
2.1						100,000.00	100,000.00	
TPV								
30000 /						103,333.33	0.00	
						25,129.62	0.00	
CTI						33,333.33	0.00	

PBT								
						116,666.67	0.00	
						17,500.00	0.00	
						13,333.33	0.00	
						8,840.00	0.00	
	--	--	--	--	--	5,596,522.60	4,174,915.72	--

70

	67,587.95	6,674.63	
	67,587.95	6,674.63	67,587.95

	1,000.00		1,000.00
	1,874.53		1,874.53
	70,462.48	6,674.63	70,462.48

71

1

	14,181,591.97	11,907,880.59
	-678,891.49	-213,392.56
	13,502,700.48	11,694,488.03

73

1

	1,040,000.00	
	520,286.32	630,311.00
	214,002.84	150,648.72
	307,153.58	192,841.83
	2,081,442.74	973,801.55

2

	26,750,045.42	20,361,471.77
	19,722,285.56	9,072,090.73
	2,302,815.12	905,849.79
	48,775,146.10	30,339,412.29

3

	6,571,400.00	4,405,000.00
	6,571,400.00	4,405,000.00

4

--	--	--

		3,790,000.00
		3,790,000.00

5

--	--	--

6

	4,003,773.61	400,000.00
	4,003,773.61	400,000.00

74

1

1	--	--
	81,527,071.98	62,713,426.42
	4,529,768.21	1,422,617.14
	15,001,493.76	13,900,496.04
	1,665,788.11	1,414,262.16
“ ”	42,280.92	-33,503.74
“ ”	4,030,395.37	5,031,195.43
“ ”	8,759,681.77	4,946,085.26
“ ”	-678,891.49	-213,392.56

“ ”	-42,724,206.94	-5,842,013.23
“ ”	-57,135,464.21	-52,286,948.29
“ ”	29,650,838.91	14,468,338.50
	44,668,756.39	45,520,563.13
2	--	--
3	--	--
	329,184,474.98	29,684,324.23
	29,684,324.23	80,754,149.23
	299,500,150.75	-51,069,825.00

2

	--
	--
	--

3

	--
	--
	--

4

	329,184,474.98	29,684,324.23

	34,840.35	102,214.28
	329,149,634.63	29,582,109.95
	329,184,474.98	29,684,324.23

75

“ ”

76

	1,030,785.99	
	48,599,634.83	1 2
	48,590,323.36	1 2
	98,220,744.18	--

1 2016 6 28

25,000,000.00

1-4

2 2016 6 23

49,000,000.00

1-8

77

1

	--	--	5,094,171.36
	681,095.51	6.9370	4,724,759.57
	50,557.26	7.3068	369,411.79
	--	--	1,249,466.84
	180,116.31	6.9370	1,249,466.84

			556,069.92
	80,160.00	6.9370	556,069.92

2

□ √

78

79

1

1

--	--	--	--	--	--	--	--	--

2

--	--

3

4

√

5

6

2

1

--	--	--	--	--	--	--	--	--

2

--	--

3

3

4

 √

 √

5

2015 12 11

1,500

25

2015 12 22

2016 2 1

	2016/2/1	232,130.74	-17,869.26

6

1**1**

	72,692,1	46,814,1	119,506,	40,431,0		40,431,0	69,431,0	46,963,6	116,394,	46,044,6		46,044,6
	46.64	15.61	262.25	17.56		17.56	18.59	41.87	660.46	42.31		42.31



3

1

				50.00%		

20%

20%

2

	/	/
	88,534,148.30	99,126,827.56
	12,865,735.72	32,341,366.62
	84,665,314.84	86,474,196.50
	173,199,463.14	185,601,024.06
	136,383,291.27	124,793,488.66
	3,051,000.00	9,523,000.00
	139,434,291.27	134,316,488.66
	33,765,171.87	51,284,535.40
	16,871,690.17	25,631,371.94
	16,871,690.17	25,631,371.94
	113,469,459.05	104,333,436.86
	7,981,540.72	5,814,068.64
	-17,519,363.53	-9,892,170.53
	-17,519,363.53	-9,892,170.53

3

	/	/

4

	/	/
	--	--
	--	--
	--	--
	--	--

5

6

--	--	--	--

7

8

4

				/	

5

6

1.

3

24.70%

0.00%

A

	1	1-3	3	1	1-5	5	5	
	1	3		1				

	416,473.98	39,362,010.60	8,979,042.43			48,757,527.01
	1,617,234.36	423,774.94	67,130.81			2,108,140.11
	2,033,708.34	39,785,785.54	88,521,173.24			130,340,667.12

1.

A

()

4%	-141,272.86	-141,272.86	9,497.98	9,497.98
4%	141,272.86	141,272.86	-9,497.98	-9,497.98
4%	-12,560.00	-12,560.00	-55,788.16	-55,788.16
4%	12,560.00	12,560.00	55,788.16	55,788.16

1

2

B

C

1

	--	--	

2

3

4

5

6

7

8

9

1

			1.06	48.51%	48.51%

2

1

3

3

4

--	--

5

1

/

					686,220.44

/

			814,504.27

2

/

/

/

/	/	/	/	/	/	/
---	---	---	---	---	---	---

/

/

/	/	/	/
---	---	---	---

6

--	--	--	--

7

	963,399.20	907,120.32

8

6

1

2

--	--	--	--

7

8

1

√

2

√

3

√

4

5

1

2

1

2

3

1

--	--	--	--

2

			21,000,000.00
--	--	--	---------------

3

4

1

1

--	--	--	--

2

--	--	--

2

3

1

2

4

5



	670,924,236.52	130,283,941.33	-1,523,209.26	799,684,968.59
	670,060,564.78	129,624,403.81		799,684,968.59
	863,671.74	659,537.52	-1,523,209.26	
	-8,759,681.77			-8,759,681.77
	4,087,714.81	453,995.25	-11,941.85	4,529,768.21
	26,388,003.91	3,431,653.31		29,819,657.22
	84,955,248.99	10,062,581.62	11,941.85	95,029,772.46
	928,636,858.78	119,506,262.25	-38,390,241.28	1,009,752,879.75
	190,615,608.98	40,431,017.56	-4,062,915.18	226,983,711.36

3

4

7

8

1

1

	187,442, 586.15	100.00%	10,685.1 32.42	5.70%	176,757.4 53.73	118,422 ,366.34	100.00%	6,638,394 .76	5.61%	111,783.97 1.58

	187,442, 586.15	100.00%	10,685.1 32.42	5.70%	176,757.4 53.73	118,422 ,366.34	100.00%	6,638,394 .76	5.61%	111,783.97 1.58

□ √

√ □

1			
1	175,954,231.52	8,797,711.58	5.00%
1	175,954,231.52	8,797,711.58	5.00%
1 2	6,007,943.98	600,794.40	10.00%
2 3	4,845,262.96	969,052.59	20.00%
3 4	635,147.69	317,573.85	50.00%
	187,442,586.15	10,685,132.42	5.70%

□ √

2

4,046,737.66

0.00

--	--	--

3

--	--

--	--	--	--	--	--

4

46,225,674.81

24.66%

2,311,283.74

5

6

2

1

	1,149,814.35	100.00%	57,490.72	5.00%	1,092,323.63	406,771.32	100.00%	20,338.57	5.00%	386,432.75
	1,149,814.35	100.00%	57,490.72	5.00%	1,092,323.63	406,771.32	100.00%	20,338.57	5.00%	386,432.75

√

√

--	--	--	--

	1,149,814.35	57,490.72	5.00%
	1,149,814.35	57,490.72	5.00%
	1,149,814.35	57,490.72	5.00%

15 0.00

--	--	--

--	--

--	--	--	--	--

--	--	--	--

343,023.96

186,439.14

	1,149,814.35	406,771.32
--	--------------	------------

5

		234,622.09	1	20.41%	11,731.10
		221,133.45	1	19.23%	11,056.67
		80,000.00	1	6.96%	4,000.00
		62,549.00	1	5.44%	3,137.95

	16,871,690.17		16,871,690.17	25,631,371.94		25,631,371.94
	51,621,690.17		51,621,690.17	60,131,371.94		60,131,371.94

1

	34,500,000.00			34,500,000.00		
		250,000.00		250,000.00		
	34,500,000.00	250,000.00		34,750,000.00		

2

	25,631,371.94			-8,759,681.77						16,871,690.17	
	25,631,371.94			-8,759,681.77						16,871,690.17	
	25,631,371.94			-8,759,681.77						16,871,690.17	

3

4

	669,203,072.33	501,300,689.51	505,691,843.91	388,542,713.42
	1,721,164.19	768,546.26	1,868,023.72	641,746.62
	670,924,236.52	502,069,235.77	507,559,867.63	389,184,460.04

5

	-8,759,681.77	-4,946,085.26
	-8,759,681.77	-4,946,085.26

6

1

√ □

	-42,280.92	
	5,596,522.60	
	43,939.46	
	839,727.17	
	51,094.21	
	4,707,359.76	--

1 —

1 —

□ √

2

		/	/
	18.39%	1.260	1.260
	17.30%	1.180	1.180

3

1

□ √

2

□ √

3

4

2016

2017 4 24